


Al Arabi Daily GCC and Global Market Report

No. of Issue: 1343

Date: 14/02/2016

GCC Market Indices		Current Close	Previous Close	Change	D/D	MTD	YTD
		Index	Index		%	%	%
	Al Arabi Oman 20 Index	1,019.25	1,010.16	9.09	0.90%	1.34%	-0.94%
	Al Arabi GCC 50 Index	965.08	967.52	-2.44	-0.25%	-1.83%	-9.51%
	Al Arabi MENA 200 Index	865.57	866.12	-0.55	-0.06%	-2.02%	-9.20%
	Bloomberg GCC200 Index	55.68	55.77	-0.09	-0.16%	-2.57%	-10.57%
	Muscat Securities Market	5,365.29	5,357.65	7.64	0.14%	3.59%	-0.76%
	Saudi Stock Exchange	5,706.87	5,660.86	46.01	0.81%	-4.83%	-17.43%
	Kuwait Stock Exchange	5,131.05	5,131.56	-0.51	-0.01%	0.32%	-8.62%
	Qatar Exchange	9,600.97	9,485.90	115.07	1.21%	1.26%	-7.94%
	Bahrain Bourse	1,166.05	1,166.42	-0.37	-0.03%	-1.77%	-4.10%
	Dubai Financial Market	3,011.47	2,981.48	29.99	1.01%	0.46%	-4.43%
	Abu Dhabi Securities Exchange	4,075.23	4,071.80	3.43	0.08%	0.51%	-5.39%

Source: Bloomberg, Zawya, OABinvest, (Tadawul all share index & BGCC200 are updated till 2:30 PM Muscat time)

World Markets	Country	Value	Change	D/D	YTD
				%	%
Europe					
FTSE 100	United Kingdom	5,707.60	170.63	3.08	(8.57)
DAX	Germany	8,967.51	214.64	2.45	(16.53)
CAC 40	France	3,995.06	98.35	2.52	(13.84)
United States					
DJIA	USA	15,973.84	313.66	2.00	(8.33)
S&P 500	USA	1,864.78	35.70	1.95	(8.77)
NASDAQ	USA	4,337.51	70.68	1.66	(13.38)
Asia Pacific					
NIKKEI 225	Japan	14,952.61	(760.78)	(4.84)	(21.44)
HANG SENG	Hongkong	18,319.58	(226.22)	(1.22)	(16.40)
Arab Market Indices					
Tunis Se Index	Tunis	5,241.64	(46.41)	(0.88)	3.96
EGX 30 Index	Egypt	5,790.79	(22.93)	(0.39)	(17.35)
Amman Stock Exchange	Jordan	2,121.19	(7.94)	(0.37)	(0.71)
Palestine Sec. Exchange	Palestine	531.94	-	-	(0.15)
Bloom Stock Index	Lebanon	1,162.60	1.92	0.17	(0.59)
MSCI					
	Bahrain	71.52	-	-	(5.52)
	Kuwait	408.77	-	-	(9.22)
	Oman	620.01	-	-	(4.38)
	Qatar	743.65	-	-	(8.10)
	UAE	334.30	-	-	(6.11)
	GCC Countries	413.83	(0.03)	(0.01)	(7.08)

Source: Bloomberg at 3.00 P.M Muscat time (note: Sat and Sun global markets are closed)

Commodity Prices	Today	Change	D/D	YTD	
		USD	USD	%	%
Brent Crude (per bbl)	33.36	3.30	10.98	(13.42)	
WTI Crude (per bbl)	29.44	3.23	12.32	(22.87)	
Oman Crude Oil	30.09	3.64	13.76	(3.59)	
Gold100 OZ (per oz)	1,237.92	(8.78)	(0.70)	16.63	
Silver (per oz)	15.75	0.00	0.02	13.67	
Platinum (per oz)	956.50	(3.75)	(0.39)	7.10	
Copper, MT	4,500.00	55.00	1.24	(4.36)	
Aluminium, MT	1,500.00	15.50	1.04	(0.46)	
Lead, MT	1,850.00	20.00	1.09	3.18	
Zinc, MT	1,705.00	(1.00)	(0.06)	5.97	
Nickel, MT	7,820.00	225.00	2.96	(11.34)	

Source: Bloomberg (Sat and Sun market is closed)

Cross Rate for Major Currencies*

Currency	Code	USD/1 Unit	Units/1 USD
Euro	EUR	1.0833	0.9235
British Pound	GBP	1.4248	0.7023
Japanese Yen	JPY	0.0082	121.1560
Omani Rial	OMR	2.6050	0.3859

Source :Oanda

GCC Market Ratios	P/E (TTM)	P/B
		X
MSM30 *	9.25	1.11
Saudi Stock Exchange	13.06	1.35
Kuwait Stock Exchange	14.17	0.94
Qatar Exchange	10.45	1.46
Bahrain Stock Exchange	7.71	0.77
Dubai Financial Market	9.99	1.11
Abu Dhabi Securities Exchange	11.74	1.31

Source: Bloomberg*, PEx: last closing price / Earnings per share (times), PBx: Last closing price / Book value of the share (times) All GCC data for entire market except MSM



Selective GCC Sukuk prices and yield

Issuer	Maturity Date	Offer Coupon Type	Currency	Offer Coupon Rate	Bid Price	Bid Yield %	Offer Price	Offer Yield %	Rating (Moody's)
AI HILAL BANK SUKUK LTD	PERPETUAL	VARIABLE	USD	5.50%	98.57	5.08	99.65	5.01	-
DUBAI DOF SUKUK LTD	4/30/2029	FIXED	USD	5.00%	101.24	4.87	102.10	4.78	-
EMAAR SUKUK LTD	6/18/2024	FIXED	USD	4.56%	98.72	4.75	98.72	4.75	Baa2
DAR AL-ARKAN SUKUK CO LTD	5/28/2019	FIXED	USD	6.50%	79.95	14.37	85.92	11.79	-
SAUDI ELEC GLOBAL SUKUK	4/8/2044	FIXED	USD	5.50%	85.75	6.62	85.75	6.62	A1

Source: Bloomberg, (Indicative prices. Subject to market)

Selective GCC Bond prices and yield

Issuer	Maturity Date	Offer Coupon Type	Currency	Offer Coupon Rate	Bid Price	Bid Yield %	Offer Price	Offer Yield %	Rating (Moody's)
KINGDOM OF BAHRAIN	7/5/2022	FIXED	USD	5.83%	100.76	5.98	101.53	5.83	BBB
DUBAI ELECTRICITY & WATE	10/21/2020	FIXED	USD	7.38%	117.00	3.41	117.00	3.41	-
OOREDOO INTERNATIONAL FI	10/19/2025	FIXED	USD	5.00%	105.48	4.30	105.48	4.30	A
STATE OF QATAR	6/15/2030	FIXED	USD	9.75%	155.71	4.45	157.55	4.32	BBB
ABU DHABI GOVT INT'L	4/8/2019	FIXED	USD	6.75%	115.35	1.71	115.35	1.71	AA

Source: Bloomberg, (Indicative prices. Subject to market)

Selective Global Companies

	Current Price USD	D/D %	MTM %	YTD %	52-Week High	52-Week Low
SAMSUNG ELECTR-GDR	494.40	2.15	5.82	(18.28)	684.50	420.50
BANK OF AMERICA CORP	15.69	2.02	0.26	(12.30)	18.48	14.60
JPMORGAN CHASE & CO	62.02	1.99	0.85	(0.89)	70.61	50.07
ROYAL BANK OF SCOTLAND GROUP	330.70	0.58	2.54	(16.15)	414.00	300.30
APPLE INC	110.78	0.36	1.38	0.36	134.54	92.00
TOYOTA MOTOR CORP -SPON ADR	122.32	1.32	5.00	(2.52)	145.80	105.00
YAHOO! INC	30.85	0.46	(2.31)	(38.92)	52.62	27.20
BOEING CO/THE	134.02	1.10	3.28	3.11	158.83	115.14
MICROSOFT CORP	46.63	2.33	9.43	0.39	50.05	39.72
BMW - EURO	82.35	0.77	2.49	(8.27)	123.75	72.05
GENERAL MOTORS	31.76	0.09	9.97	(9.02)	39.00	24.62
GENERAL ELECTRIC	26.82	5.30	11.75	6.13	28.68	19.37
PEUGEOT	14.84	0.00	(15.78)	19.68	21.41	10.90

Source: Bloomberg

Corporate Calendar

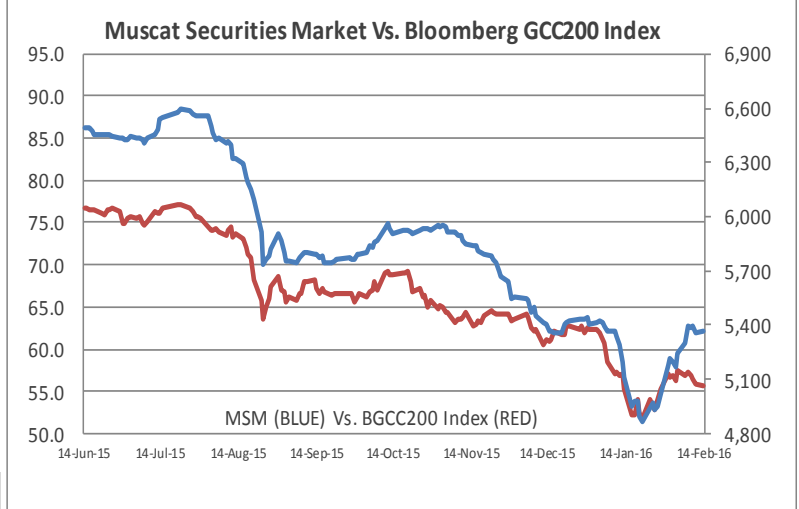
Entity	Event
Alijarah14 Feb 2016 - QatarType: AGM Date	EGM Date
GPP14 Feb 2016 - EgyptType: EGM Date	EGM Date
GWC14 Feb 2016 - QatarType: AGM & EGM Date	AGM & EGM Date
Kingdom Concrete14 Feb 2016 - JordanType: Cash Dividend Ex-Div Date	Cash Dividend Ex-Div Date
UMIC14 Feb 2016 - JordanType: Cash Dividend Ex-Div Date	Cash Dividend Ex-Div Date

Source: Zawya



Muscat Securities Market

Close		5,365.29
Change	7.64	0.14%
Previous Close		5,357.65
Open		5,357.65
Day's High		5,377.47
Day's Low		5,357.65
YTD Change		-0.76%
Volume		12,919,977
Value Traded, OMR		2,480,822
Traded Stocks		47
Stock Movement	11 up 10 down 26 unchanged	

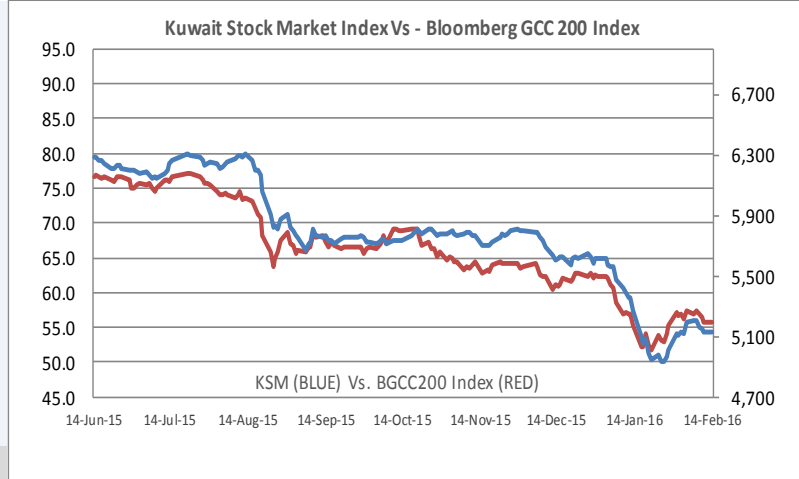


Top Three - Gainers			Top Three - losers			Top Three - Volume	
Company	Price (OMR)	Change	Company	Price (OMR)	Change	Company	Volume 000
AL SHARQIA INVESTMENT HOLDI	0.104	4.00%	GALFAR ENGINEERING AND CON.	0.063	-8.70%	RENAISSANCE SERVICES	3,196
OMAN FLOUR MILLS	0.424	3.92%	PORT SERVICES CORPORATION	0.125	-5.30%	AL ANWAR HOLDING	2,132
DHOFAR INT.DEV.AND INV. HOLI	0.384	3.78%	TAKAFUL OMAN INSURANCE	0.105	-2.78%	OMAN FISHERIES	1,428

Source: Stock Exchange Website, OABInvest, Bloomberg

Kuwait Stock Exchange

Close		5,131.05
Change	-0.51	-0.01%
Previous Close		5,131.56
Open		5,131.99
Day's High		5,148.61
Day's Low		5,118.55
YTD Change		-8.62%
Volume		101,859,463
Value Traded, KD		7,112,061
Traded Stocks		116
Stock Movement	37 up 40 down 39 unchanged	



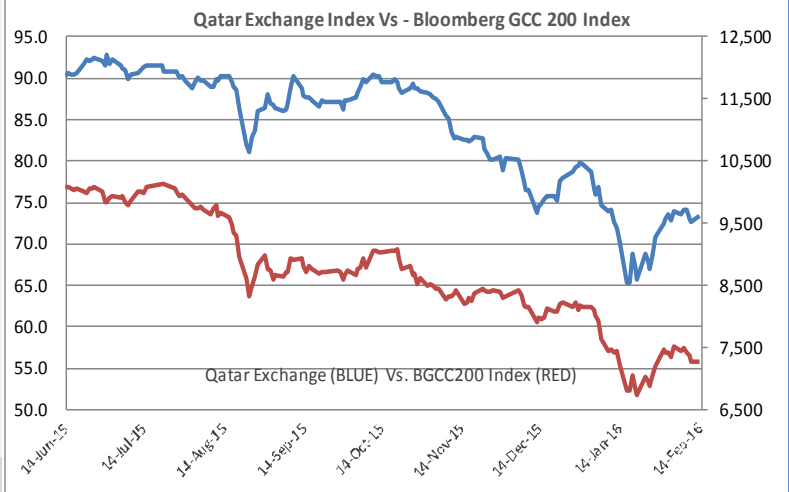
Top Three - Gainers			Top Three - losers			Top Three - Volume	
Company	Price Fils(KWD)	Change	Company	Price Fils(KWD)	Change	Company	Volume
ALAMAN	56	9.8%	TAAMEER	21	-6.82%	ADNC	37,141,791
FUTURE	112	9.8%	EKHOLDING	118	-6.35%	SECH	6,413,633
YIACO	148	7.25%	EKTITAB	25	-5.66%	MANAZEL	5,386,775

Source: Stock Exchange Website, OABInvest, Bloomberg



Qatar Exchange

Close		9,600.97
Change	115.07	1.21%
Previous Close		9,485.90
Open		9,583.09
Day's High		9,647.65
Day's Low		9,583.09
YTD Change		-7.94%
Volume		8,088,842
Value Traded, QR		238,290,300



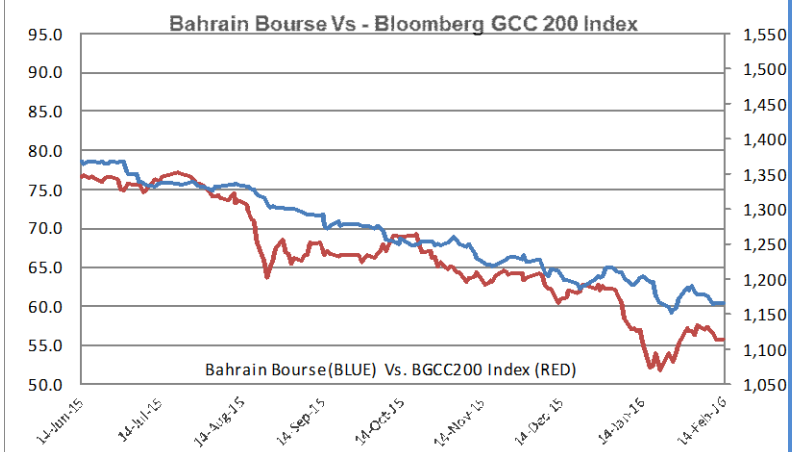
Stock Movement 34 up 6 down 1 unchanged

Top Three - Gainers			Top Three - losers			Top Three - Volume	
Company	Price (QR)	Change	Company	Price (QR)	Change	Company	Volume
AL AHLI	49.400	7.39%	CINEMA	28.100	-9.21%	GULF INTERNATIONAL	2,699,179
WIDAM	45.700	7.14%	GENERAL INSURANCE	50.000	-3.66%	AL SALAM INTERNATIONAL	1,009,279
GULF INTERNATIONAL	30.850	6.01%	MEDICARE	97.500	-1.52%	ALRAYAN	621,336

Source: Stock Exchange Website, OABInvest, Bloomberg

Bahrain Bourse

Close		1,166.05
Change	-0.37	-0.03%
Previous Close		1,166.42
Open		1,166.42
Day's High		1,168.49
Day's Low		1,165.99
YTD Change		-4.10%
Volume		1,400,789
Value Traded BD		2,005,250



Stock Movement up 2 down 7 unchanged

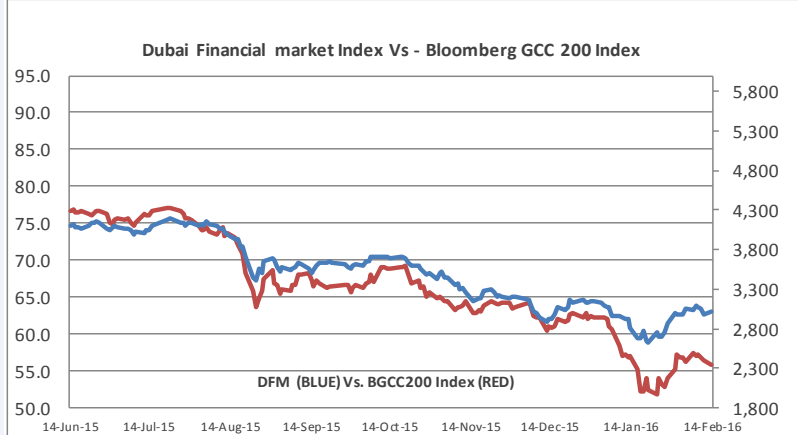
Top Three - Gainers			Top Three - losers			Top Three - Volume	
Company	Price (BD)	Change	Company	Price (BD)	Change	Company	Volume
-	-	-	ZAINBH	0.169	-0.59%	AUB	501,474
-	-	-	BBK	0.382	-0.52%	INVCORP	220,697
-	-	-	-	-	-	BBK	154,600

Source: Stock Exchange Website, OABInvest, Bloomberg



Dubai Financial Market

Close		3,011.47
Change	29.99	1.01%
Previous Close		2,981.48
Open		2,983.63
Day's High		3,042.74
Day's Low		2,983.63
YTD Change		-4.43%
Volume		287,476,600
Value Traded AED		345,249,550



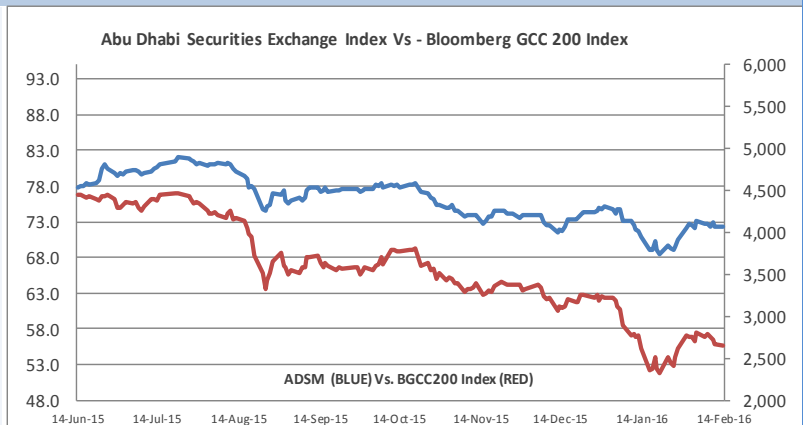
Stock Movement 24 up 3 down 7 unchanged

Top Three - Gainers			Top Three - losers			Top Three - Volume	
Company	Price (AED)	Change	Company	Price (AED)	Change	Company	Volume
ALSALAMKW	0.350	11.11%	ARMX	2.830	-2.41%	GFH	48,644,230
AMAN	0.530	5.79%	DAMAC	5.550	-1.20%	DSI	37,786,034
SALAMA	0.374	4.47%	GGICO	0.316	-0.73%	DUBAIPARKS	31,976,656

Source: Stock Exchange Website, OABInvest, Bloomberg

Abu Dhabi Securities Exchange

Close		4,075.23
Change	3.43	0.08%
Previous Close		4,071.80
Open		4,074.62
Day's High		4,106.65
Day's Low		4,069.27
YTD Change		-5.39%
Volume		188,505,000
Value Traded, AED		200,417,600



Stock Movement 14 up 9 down 4 unchanged

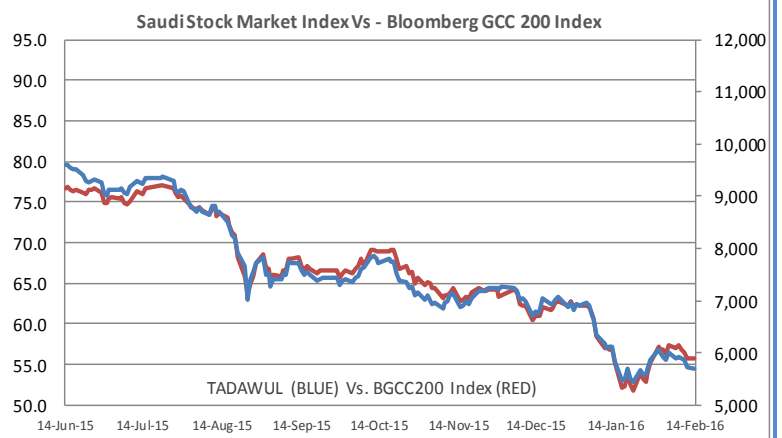
Top Three - Gainers			Top Three - losers			Top Three - Volume	
Company	Price (AED)	Change	Company	Price (AED)	Change	Company	Volume
METHAQ	0.600	13.21%	NBF	4.790	-9.79%	ESHRAQ	67,015,575
ARKAN	0.920	9.52%	ADNIC	1.980	-9.59%	DANA	41,473,604
RAKCEC	3.300	9.27%	RAKCC	0.820	-5.75%	RAKPROP	23,356,104

Source: Stock Exchange Website, OABInvest, Bloomberg



Saudi Stock Market

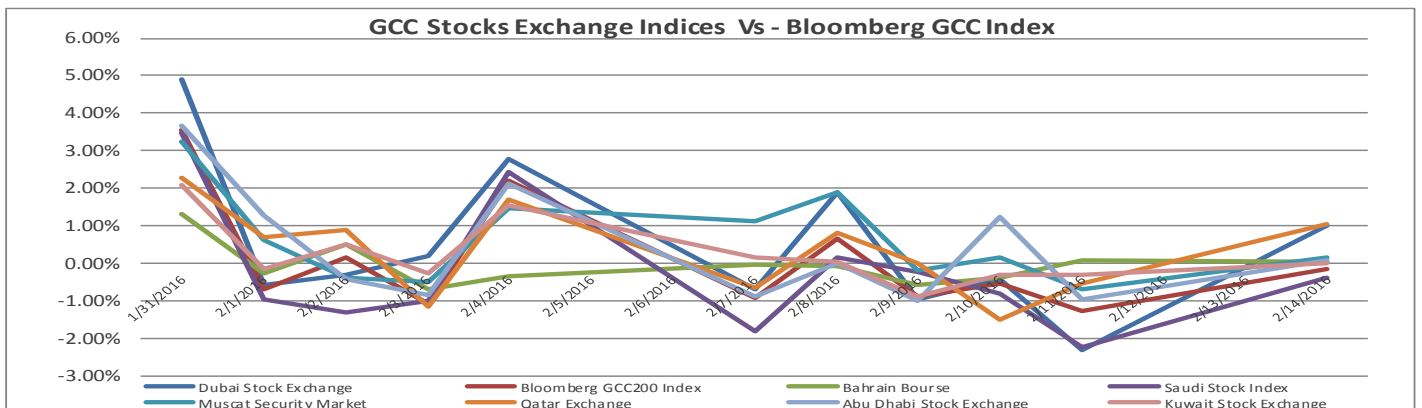
Close		5,706.87
Change	46.01	0.81%
Previous Close		5,660.86
Open		5,660.86
Day's High		5,776.40
Day's Low		5,646.36
YTD Change		-17.43%
Volume		188,379,600
Value Traded, SAR		3,341,350,000



Stock Movement 66 up 98 down 3 unchanged

Top Three - Gainers			Top Three - losers			Top Three - Volume	
Company	Price (SAR)	Change	Company	Price (SAR)	Change	Company	Volume
JAZIRA TAKAFUL	26.800	8.59%	ENAYA	10.100	-9.82%	ALINMA	28,741,669
SIECO	38.300	6.15%	AL HAMMADI	35.100	-6.02%	DAR AL ARKAN	15,513,262
YANSAB	27.900	4.77%	AL-AHLIA	5.050	-5.62%	ALANDALUS	10,578,609

Source: Stock Exchange Website, OABInvest, Bloomberg



Top Five GCC Stock Companies , By Profit (last 12 months)

Rank	Company	Market	Profit USD mn.	Sector
1	SABIC	Saudi Arabia	5,007.9	Petrochemical
2	Qatar National Bank	Qatar	3,041.4	Banks
3	Saudi Telecom Co. (STC)	Saudi Arabia	2,488.5	Telecommunication
4	National Commercial Bank	Saudi Arabia	2,423.3	Banks
5	Etisalat	Abu Dhabi	2,124.8	Telecommunication

Source: Argam



OAB - IMG Winner of the
'Best Brokerage Award'
from MSM for
6 Consecutive Years



39th International Trophy for Quality
Awarded to Oman Arab Bank SAOC
By Trade Leaders' Club

Research Division

Email: Research@oabinvest.com

Business Development Division

Email: BD@oabinvest.com

Product Development Division

Email: b.alrousan@oabinvest.com

Brokerage Division

Email: Brokerage@oabinvest.com

Asset Management Division

Email: assetmanagement@oabinvest.com

Corp. Finance & Advisory Division

Email: corporatefinance@oabinvest.com

Wealth Management-NRI

Email: S.parvez@oabinvest.com

Custody Division

Email: custody@oabinvest.com

Customer Services Division

Email: customerservice@oabinvest.com

PO Box 2010, Ruwi, 112, Muscat-Oman. Tel: +96824754576 Fax: +96824125125

Web site <http://www.oabinvest.com>

e-mail: research@oabinvest.com



Disclaimer:

This report has been prepared by research department in IMG – Oman Arab Bank, and is provided for information purposes only. Under no circumstances is to be used or considered as an offer to sell or solicitation of any offer to buy. While all reasonable care has been taken to ensure that the information contained therein is not untrue or misleading at the time of publication, we make no representation as to its accuracy or completeness and it should not be relied upon as such, and the bank accepts no responsibility whatsoever for any direct or indirect consequential loss arising from any use of this report or its contents. All opinions and estimates included in this document constitute IMG's Research department judgment as of the date of production of this report, and are subject to change without notice. This report may not be reproduced, distributed or published by any recipient for any purpose.