

GCC Corporate Earnings Report : Q4-2021

April-2022

Net profits soar to record high in 2021 on Energy, Materials and Banks...

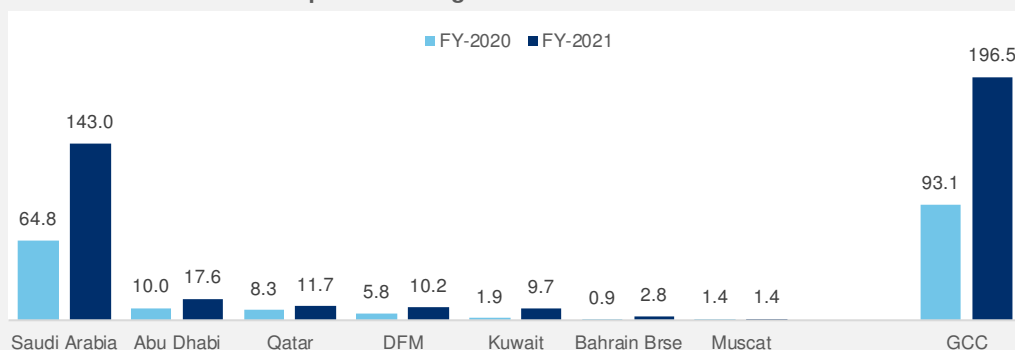
The recovery from the Covid-19 pandemic and the relaxation of the restrictions globally significantly impacted economies in the GCC region supporting the robust performance in earnings for FY-2021. Earnings reported by GCC-listed companies jumped to a record high of USD 196.5 Bn in 2021 as compared to USD 93.1 Bn during 2020. The 103.5 Bn growth came mainly on the back of jump in profits for Aramco (by USD 56.1 Bn or 113.8% y-o-y) followed by Banking, Materials and Utilities companies. The four sectors accounted for 85% of the total full-year net profit in 2021.

Most of the sectors showed solid increase in net profits during the year. The Utilities and Transportation Sector witnessed remarkable jump in net profits during 2021 after suffering subpar performance during the pandemic. Out of the 21 sectors, 4 sectors witnessed y-o-y decline in profits whereas the rest reported growth. At the exchange level, Oman was the only market which reported a decline in aggregate net profits for listed companies during FY-2021 with a fall of 3.7%.

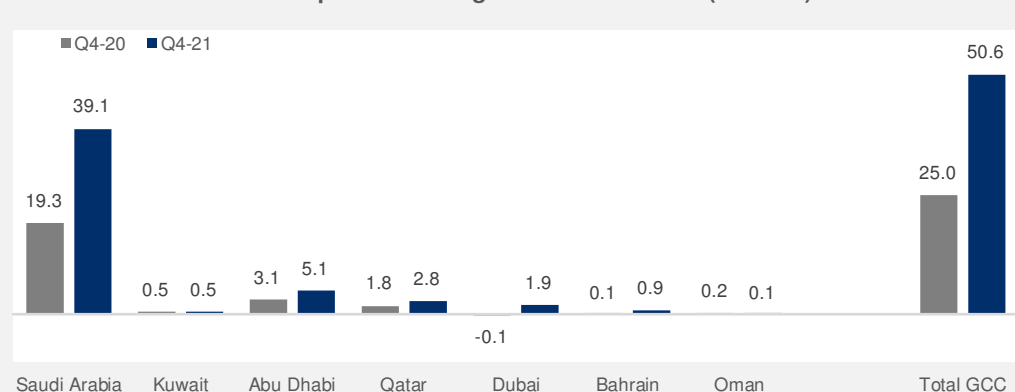
In terms of sectors, profitability for the GCC Banking Sector reached one of the highest yearly levels during 2021, increasing by 52.9% to reach USD 35.4 Bn. Banking Sector profits reached the highest mark since 2018. The y-o-y increase in 2021 was broad-based across the GCC with profits for Kuwaiti banks almost doubled to USD 2.9 Bn. Saudi and UAE-listed banks also reported healthy profit growth of 59.5% and 67.2% during the year. Higher profits also pushed the aggregate return on equity for the sector to a 7-quarter high level of 10.4% at the end of 2021 as compared to 9.6% in Q3-2021 and 8.1% at the end of 2020. The banking sector represented 18% of the total aggregate profits during 2021.

In terms of quarterly performance, net profits during Q4-2021 increased by 102.5% y-o-y to USD 50.6 Bn as compared to USD 25 Bn during Q4-2020. In terms of sequential performance, profits were down by 9% as compared to Q3-2021.

GCC Corporate Earnings - FY-2020 vs. FY-2021 - USD Bn



GCC Corporate Earnings : Q4-20 vs. Q4-21 (USD Bn)



Source : Company Financials, Reuters, Bloomberg, Kamco Invest Research

Junaid Ansari

Head of Investment Strategy & Research

+ (965) 2233 6912

jansari@kamcoinvest.com

Mohamed Ali Omar

Analyst

+ (965) 2233 6906

momar@kamcoinvest.com

Vineetha K. Yeluri

Analyst

+ (965) 2233 6913

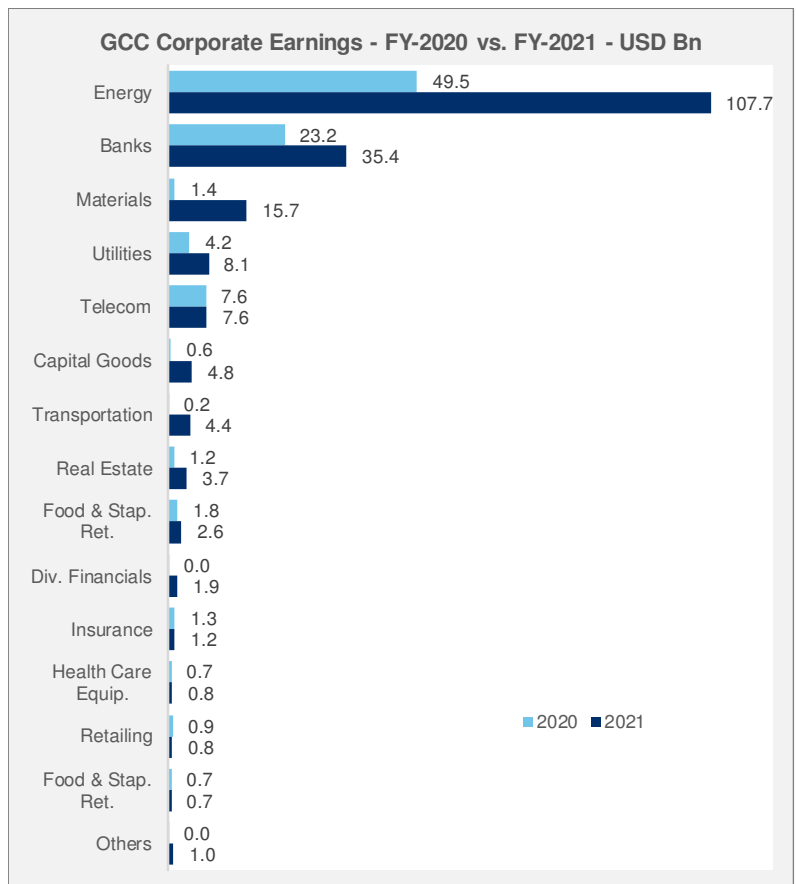
vyeluri@kamcoinvest.com

Earnings performance when compared to last year was broadly positive with an increase of 102.5% in Q4-2021 with steep growth in some of the key large-cap sectors on the GCC exchanges. Saudi Arabian companies reported the biggest absolute increase in earnings that rose by USD 19.9 Bn or 102.9 % y-o-y to reach USD 39.1 Bn during Q4-2021. Excluding the quarterly net profit of Saudi Aramco that increased by 125.5% y-o-y, aggregate profits for Saudi Arabia declined at a much smaller pace of 46.3% y-o-y.

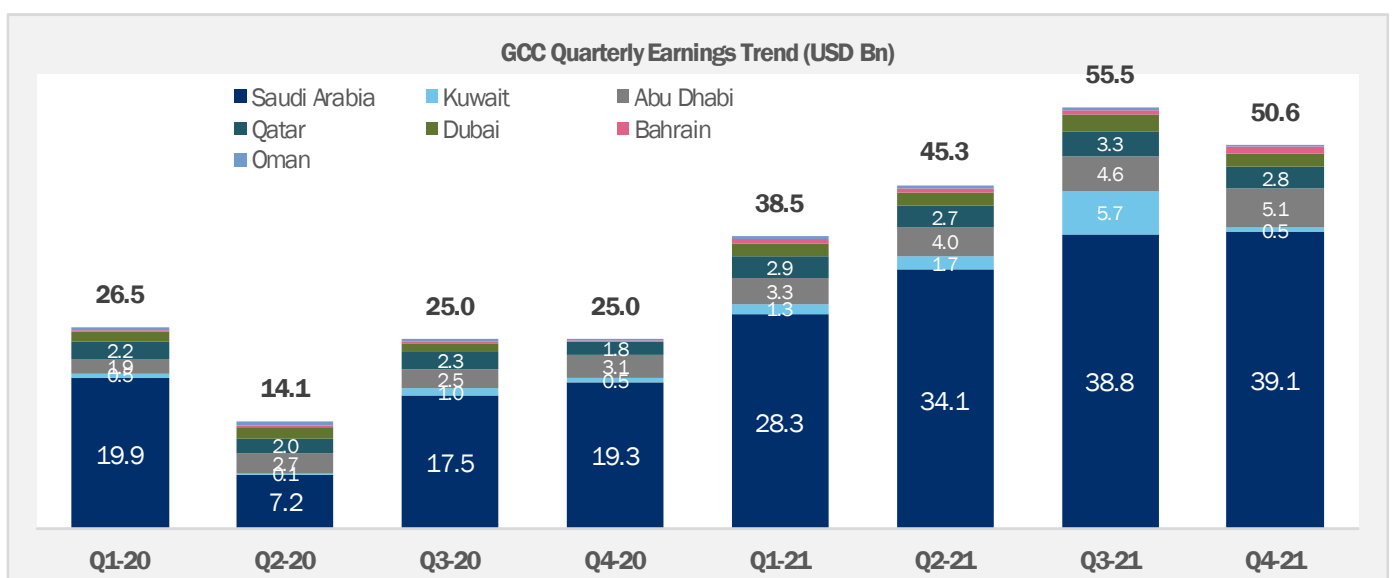
Kuwaiti listed companies reported the second largest yearly absolute net profit increases after Saudi Arabian companies registering USD 7.8 Bn increase in FY-21 net profits followed by Abu Dhabi which reported USD 7.6 Bn growth in absolute net profits during the same period.

The Energy sector reported the biggest absolute profits in the GCC that reached USD 31.6 Bn, more than double y-o-y and 125.4% q-o-q. Profits for Saudi Aramco was up 125.5% y-o-y during Q4-2021 at USD 31.1 Bn, whereas the rest of the companies in the sector reported profits of USD 539.2 Mn in Q4-2021 as compared to a loss of USD 246.9 Mn in Q4-2020. Profits for Aramco was supported by higher crude oil prices led by recovery in oil demand globally coupled uncertainty caused by the Russia-Ukraine conflict. In terms of segments, results also got a boost from improved refining and chemicals margins during the quarter. Sectors peers like Dana Gas and Al Rabigh Refining disclosed soaring profits which reached USD 38 Mn and USD 119.7 Mn respectively during the quarter.

The Banking sector also reported higher profits during Q4-2021 that reached USD 8.7 Bn, an increase of 76.6% y-o-y but witnessed a decline of 10.1% q-o-q. The y-o-y growth in profits was seen across the region after a steep decline in profits reported last year. Dubai-listed banks reported aggregate profits during Q4-21 after recording a total loss of USD 135.4 Mn during Q4-2. Kuwait and Saudi listed banks reported y-o-y profits increases of 181.9% and 39.8 during Q4-21. Saudi-listed banks accounted for 38% of the sector profits during the quarter. Profits for the Materials sector stood at USD 3.9 Bn during



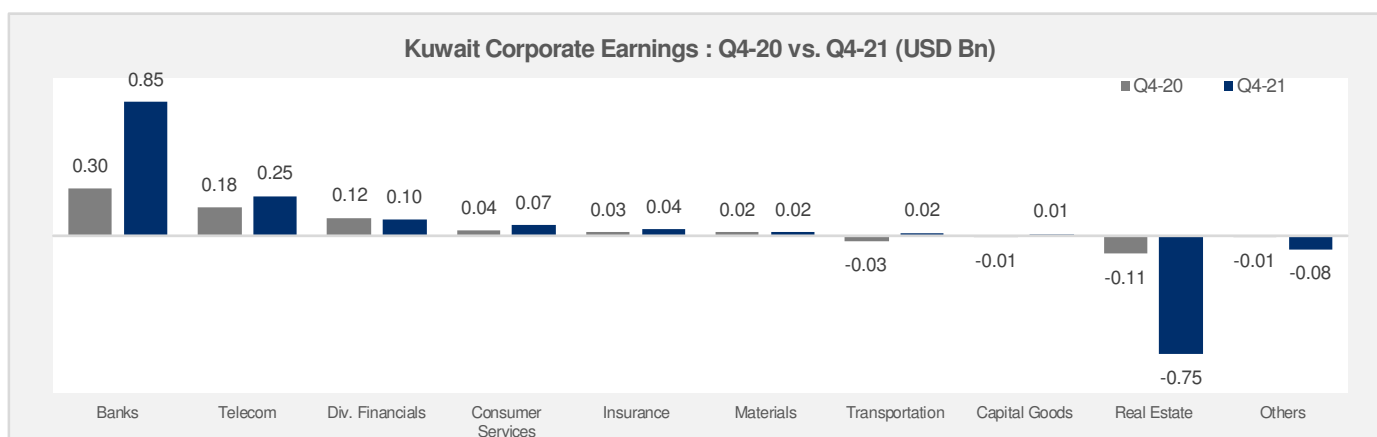
Source : Company Financials, Reuters, Bloomberg, Kamco Invest Research



Source : Company Financials, Reuters, Bloomberg, Kamco Invest Research

Kuwait

Corporate earnings for companies listed on Bursa Kuwait increased from USD 1.9 Bn in FY-20 to reach USD 9.7 Bn in FY-21. The biggest impact on higher aggregate stock exchange profits came from the Banking sector which showed 96% jump in profits that reached USD 2.9 Bn in FY-21 from USD 1.5 Bn in FY-20. Among the banks, NBK's reported a net profit of USD 1.2 Bn for FY-21 up by 49.5% compared to a net profit of USD 803.02 Mn in FY-2020. KFH reported a net profit of USD 806.7 Mn for FY-2021 up 66.8% compared to USD 483.8 Mn from the previous year primarily due to the decrease in the provisions and impairment.



Source : Company Financials, Reuters, Bloomberg, Kamco Invest Research

The Transportation sector recorded the biggest absolute growth in profits during the year that reached USD 3.3 Bn compared to a loss of USD 7.9 Mn in the same period in 2020. This was mainly driven by AGILITY which reported a net profit of USD 3.24 Bn in FY-21 vs USD 135.5 Mn in FY-20. The increase in the profits in 2021 is mainly due to an exceptional gain came from the sale of Global Integrated Logistics unit to DSV in exchange for shares in DSV. As a result of which Agility reported a one-time gain of almost KWD 1 Bn.

Net Profits for the Telecom sector increased by 14.9% y-o-y to reach USD 824.8 Mn for FY-2021 compared to USD 717.8 Mn for FY-2020. Zain recorded a net profit of USD 615.6 Mn in FY-2021 compared to USD 603.6 Mn in FY-2020, and increase of 2%. Zain Group generated consolidated revenue of USD 1.3 Bn, down 11% y-o-y, attributable mainly due to currency devaluations in Sudan, South Sudan and Iraq. Ooredoo Kuwait recorded a net profit of USD 63.8 Mn in FY-2021 vs USD 11.1 Mn in FY-2020, up by 477.3%. The increase in the rollout of Ooredoo Kuwait's 5G services supported the growth in revenue during FY-2021. STC Kuwait also reported robust growth in profits during the year that reached USD 148.7 Mn in FY-2021 as compared to USD 104.6 Mn during the previous fiscal year.

Profits for the Insurance sector increased by 119.8% y-o-y to USD 280.4 Mn in FY-2021 compared to USD 127.6 Mn in FY-2020 after a majority of the companies in the sector posted higher profits during the quarter. Gulf Insurance Group reported the biggest increase in profits in the sector for FY-2021 of USD 166.5 Mn compared to USD 53.3 Mn mainly due to the increase in net investment income in addition to the profits acquired from the acquisition of AXA operations in GCC. AIAhleiah Insurance Co. posted a net profit of USD 46.3 Mn for FY-2021 against USD 39.7 Mn up by 16.5% supported by the increase in operating revenues.

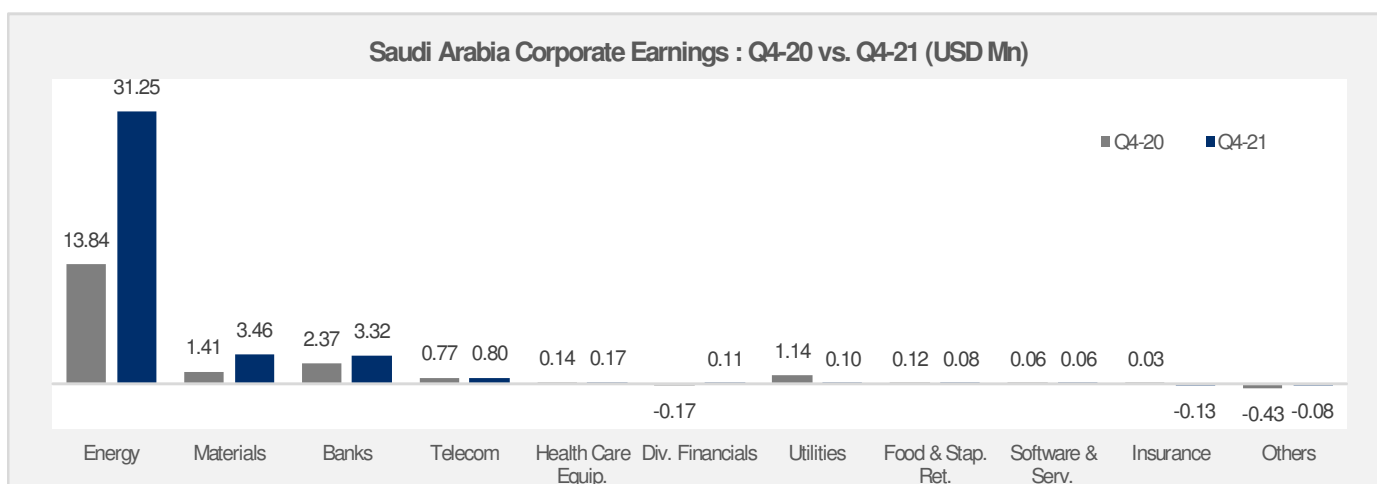
In the Real estate sector, Mabaneer posted a net profit of USD 183.6 Mn for FY-2021 against a profit of USD 71.4 Mn led by lower discounts offered to the investors of the units of the Avenues. Tamdeen Real Estate Co. also reported an increase in y-o-y net profits that reached USD 37.8 Mn against a net loss of USD 40.1 Mn mainly led by an increase in net operating revenue. Similarly, Salhia Real Estate Co. recorded a net profit of USD 31.0 Mn for FY-2021 compared to a net profit of USD 69.5 Mn in FY-2020 down by 55.4% led by decrease in the profit from the sale of the subsidiary. Meanwhile, National Real Estate Co. net profit for FY-2021 soars to USD 661.6 Mn mainly due to increase in share of results from the associate company. The Company's operating revenue came in at USD 106.45 Mn for the year 2021, an increase of 93% compared to 2020.

Saudi Arabia

Aggregate net profits for companies listed in Saudi Arabia witnessed a y-o-y increase of more than 120% in FY-2021 to reach USD 143.0 Bn against USD 64.8 Bn in FY-2020. The increase in profit was backed by higher profits mainly for the Energy, Materials, Banks and Utilities sectors that was partially offset by a decline in profits for Food, Beverage & Tobacco, Insurance and Food & Staples Retailing sectors.

Energy sector outperformed other sectors as the biggest contributor to net profits during the period by recording a net profit of USD 106.0 Bn. Oil giant Aramco posted a net profit of USD 105.4 Bn for FY-2021 compared to USD 49.3 Bn for FY-2020 up by 113.8% led by rise in crude oil prices and improved margins from refining and chemicals. Aldrees Petroleum also reported growth in profits during the year by 46.1% to reach USD 47.1 Mn while Rabigh Refining reported profits of USD 543.0 Mn during FY-2021 vs. a loss of USD 1.0 Bn during FY-2020. The remaining two companies in the sector, Bahri and SARCO, reported y-o-y decline in earnings. Bahri 's reported the biggest decline in the profits for FY-2021 to USD 51.3 Mn, although Q4-2021 profits for the company was up 19% to reach USD 24.5 Mn supported by the higher revenues backed by higher transportation rates and shipping operations.

Profits for the banking sector more than doubled y-o-y during FY-2021 to reach USD 13.0 Bn. Al Rajhi Bank recorded a profit of USD 3.9 Bn Mn for FY-2021 against a profit of USD 2.8 Bn for FY-2020. The bank's Q4-2021 net profit rose 29% to USD 1.1 Bn. Riyad Bank reported a 27.9% increase in the net profit that reached USD 1.6 Bn in FY-2021 compared to USD 1.3 Bn in FY-2020 driven by a 16.1% drop in operating expenses due to lower net impairment charge for credit losses. Meanwhile, SABB reported profits of USD 854.3 Mn in 2021 from a net loss of USD 1.1 Bn a year earlier.



Source : Company Financials, Reuters, Bloomberg, Kamco Invest Research

The Materials sector, the second biggest sector by market capitalization on the exchange, reported the second biggest increase in profits by 877.6% increase in the total net profits to USD 13.1 Bn compared to USD 1.3 Bn during the previous year. SABIC witnessed y-o-y jump in 2021 net profit that reached USD 6.1 Bn from a net profit of USD 17.8 Mn in the previous year driven by higher average selling prices and an increase in the company's profit share from joint ventures and associates. The company's Q4-2021 results surged over two-folds to reach USD 1.3 Bn.

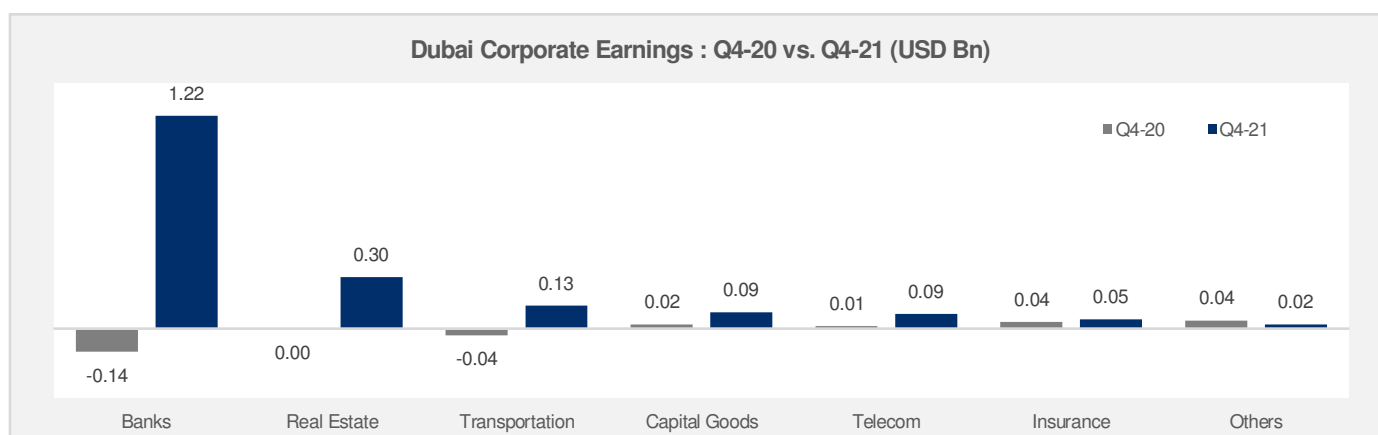
Net profit for the Telecom sector grew 5.0% y-o-y to USD 3.3 Bn in FY-2021 as compared to USD 3.2 Bn during FY-2020. STC reported a 2.9% y-o-y increase in net profits that reached USD 3.0 Bn. Mobily registered a net profit of USD 285.7 Mn for FY-2021 compared to USD 208.7 Mn in FY-2020. The increase was driven by a 5.6% y-o-y increase in revenue led by growth in subscriber base. Zain KSA profits dropped 17.5% to reach USD 57.1 Mn for FY-2021 versus a profit of USD 69.3 Mn in FY-2020. The profit drop was attributed to decline in revenue due to the cumulative impact of the pandemic, which led to a minimal number of visitors for Umrah which was partially offset by growth in B2B and 5G revenues. However, the company reported a net profit of USD 19.03 Mn in Q4-2021, a rise of 98% y-o-y.

In the Utilities sector, Saudi Electricity Co. reported over fourfold growth in net profits that reached USD 3.8 Bn in FY-2021 compared to a net profit of USD 806.2 Mn in FY-2020. The increase in profits was driven by higher operating revenues, due to the implementation of the regulatory and financial reforms of the electricity sector, which were approved in November 2020. In the Diversified Financials sector, Kingdom Holding company logged a net profit of USD 271.2 Mn y-o-y in FY-2021 from a loss of USD 390.8 Mn from the previous year due to higher gross profit from associates and lower operating expenses.

Dubai

Aggregate net profits for Dubai-listed companies moved back into the green recording a net profit of USD 1.9 Bn in Q4-2021 up from a loss of USD 57.4 Mn in Q4-2020. Among the GCC countries DFM was the only exchange which recovered from a quarterly dip into the red in Q4-2020. Three out of the top five largest sectors in the exchange by market cap posted aggregate net profits growth during Q4-2021 including the Banking Sector, the largest sector of the exchange by market cap. Total Q4-2021 net profits in the Banking Sector reached at USD 1.2 Bn as compared to a loss of USD 135.4 Mn in Q4-2020 net profits. Only two out of the seven lenders in the sector posted losses during the quarter. Mashreq Bank returned to profits posting USD 200.7 Mn in Q4-2021 against a loss of USD 443.7 Mn in Q4-2020. The banks jump back to profits was attributed to

increased net interest income, income from Islamic financing coupled with higher fees and commission. However, Emirates NBD reported the biggest Q4-2021 net profits among the banks disclosing USD 547.8 Mn as compared to USD 313.4 Mn. The banks strong operating performance and the strong demand for retail finance fueled the rise in its profits.



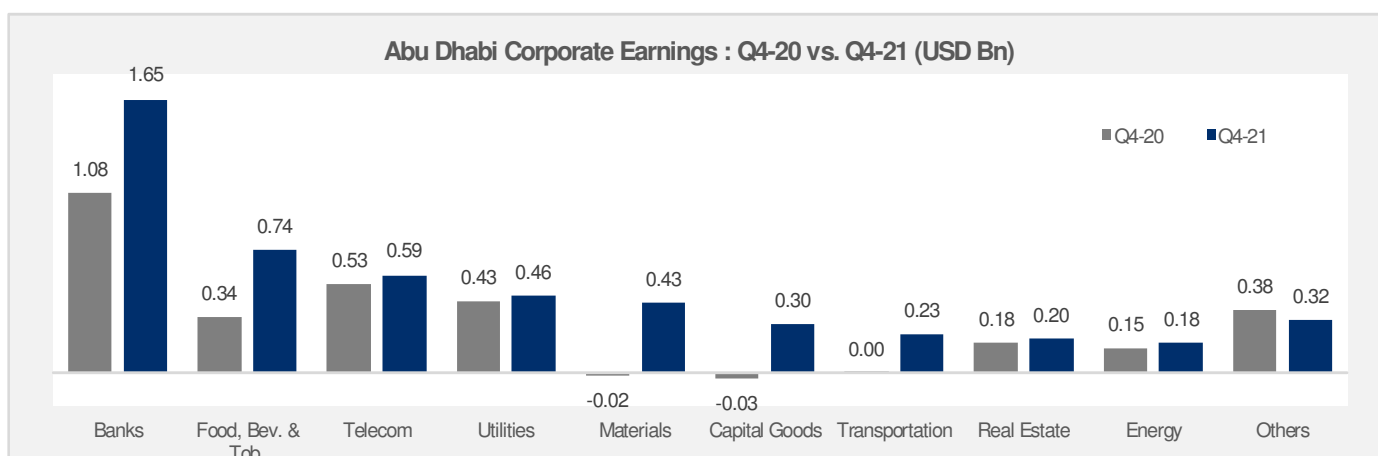
Source : Company Financials, Reuters, Bloomberg, Kamco Invest Research

In the Real Estate Sector, robust Q4-2021 net profits of Emaar Properties and Emaar Development disclosed Q4-2021 net profits of USD 332.7 Mn and USD 234.2Mn, respectively, more than offsetting Union Properties' USD 263.6 Mn loss and Damac Properties' USD 13.7 Mn loss during the same period. In the Telecom Sector, Emirates Integrated Telecommunication Company registered USD 87.3 Mn for the Q4-2021 net profits as compared to USD 13.2 Mn in Q4-2020 earnings. EITC ascribed the improved performance mainly to sustained demand for broad services, 5G handsets and improving business conditions.

In terms of total FY-2021 net profits, Dubai-listed companies recorded a net profit of USD 10.2 Bn, recording 77.6% increase from the FY-2020 net profits of USD 5.8 Bn. Full year profits for the Banking Sector jumped 124% to reach USD 5.7 Bn as compared with USD 2.6 Bn in FY-2020. The newly listed Dubai Electricity and Water Authority posted USD 1.7 Bn in FY-2021 net profits. The utility's initial public offering raised over USD 6 Bn and was touted to be the second largest IPO in the Middle East region.

Abu Dhabi

Abu Dhabi-listed companies saw aggregate net profit increase of 67% y-o-y in Q4-21 that reached USD 5.1 Bn compared with USD 3.1 Bn in Q4-20 underscoring a remarkable year of healthy profits and several listings on the exchange. All the five top largest sectors of the exchange by market-cap registered an increase in Q4-21 net profits. The Banking Sector recorded a 52.3% jump in total Q4-21 profits that reached USD 1.7 Bn up from USD 1.1 Bn in Q4-20. The Telecom sector followed the Banking Sector as the second largest absolute earnings contributor in the exchange with 10.6% increase in profits in Q4-21 to reach USD 591.1 Mn up from USD 534.2 Mn in Q4-20. However, the Transport Sector posted the largest percentage increase as well as the largest growth in Q4-21 profits in absolute terms to the exchange. The sector comprises of 3 companies including the recently listed Abu Dhabi Ports (Q4-2021 net profit : USD 69.6 Mn vs. a loss of USD 65.9 Mn in Q4-2020).



Source : Company Financials, Reuters, Bloomberg, Kamco Invest Research

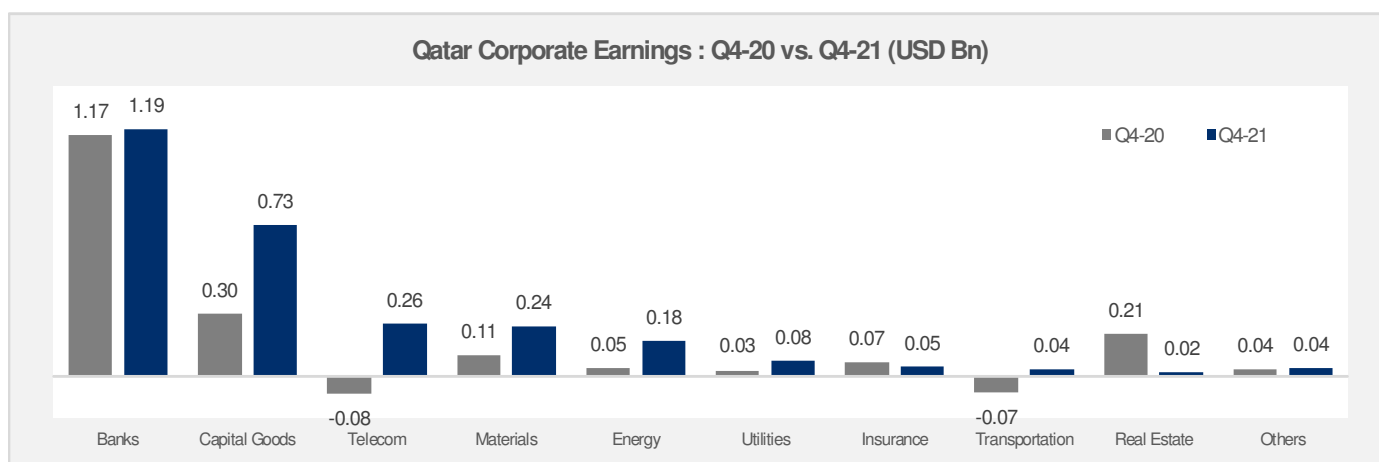
In terms of FY-2021 earnings results, Abu Dhabi-listed companies reported a robust increase in total net profits recording a 76% rise to reach USD 17.6 Bn as compared to the FY-2020 total earnings USD 10.0 Bn. The rise in overall earnings for companies listed in the ADX exchange can be attributed to the UAE's economic recovery after COVID-19 disruption of 2020.

FY-2021 net profits in the Banking Sector, the largest sector in terms of market cap in the exchange, increased by 31.3% to USD 5.3 Bn up from USD 4.1 Bn in FY-2020. Nine out of the eleven banks in the sector posted an increase in their FY-2021 net profits. First Abu Dhabi Bank, the largest bank in the UAE, posted the largest net profits among the banks in the sector with disclosing USD 3.4 Bn for the 2021 financial year compared with USD 2.9 Bn during the 2020 financial year. The bank attributed its decent performance to strong economic rebound combined with unprecedented innovation and opportunities. Abu Dhabi Commercial Bank (ADCB), the UAE's third biggest lender, reported a 37.7% growth in FY-21 profits which reached USD 1.4 Bn compared with USD 1.0 Bn for FY-2020. ADCB's rise in profits which beat forecasts were ascribed to higher net fee and commission income on card fed by the economic recovery after the extraordinary disruption and the challenging business environment induced by the coronavirus pandemic. In the Telecom Sector, Etisalat's FY-2021 net profit improved by 4.5% to USD 2.6 Bn up from USD 2.5 Bn during FY-2020. The improved earnings performance was attributed to a growth and expansion of the telecoms subscriber base coupled with higher revenues.

During 2021, the Abu Dhabi Stock Exchange witnessed several listings in the large market-cap category. Companies such as Alpha Dhabi, Al Yah Satellite, Multiply Group, ADNOC Drilling and Fertiglobe were added to the exchange's main market. These newly listed companies disclosed some of the largest FY-2021 net profits. Alpha Dhabi posted a record net profit of USD 1.4 Bn, while Fertiglobe disclosed USD 702.7 Mn in net profits during the same period.

Qatar

Total Earnings for Qatari-listed companies increased by 53.9% during Q4-2021 to reach USD 2.8 Bn as compared to USD 1.8 Bn in Q4-2020. For FY-2021, Qatar-listed companies reported net profits of USD 11.7 Bn as compared to USD 8.3 Bn during 2020, registering a profit growth of 41%.



Source : Company Financials, Reuters, Bloomberg, Kamco Invest Research

Qatar's Banking sector reported a profit increase of 12.5% in FY-2021 that reached USD 6.3 Bn accounting for 53.8% of the overall exchange profits. QNB reported a net profit increase of 9.7% y-o-y reaching USD 3.6 Bn compared to a net profit of USD 3.3 Bn in FY-2020. The increase in profits was mainly driven by higher loans and advances which increased 6% to reach USD 210 Bn. Meanwhile, Commercial Bank of Qatar registered a net profit growth of 76.4% to reach USD 625 Mn in FY-2021 compared to USD 354.3 Mn in FY-2020, these results were achieved by increasing the net interest income by 19.4% y-o-y to USD 1.02 Bn. The bank's net loans and advances stood at USD 27 Bn, while deposits were at USD 22.5 Bn at the end of FY-2021. Meanwhile, the net profit for Masraf Al Rayan declined from USD 592.3 Mn in Q4 -2020 to USD 465.9 Mn in Q4-2021.

The Capital Goods sector reported the biggest absolute increase in net profits y-o-y that reached USD 2.4 Bn as compared to USD 563.3 Mn in FY-2020. Industries Qatar in the Capital Goods sector witnessed multifold y-o-y increase during FY-2021 to reach USD 2.2 Bn compared to USD 492.9 Mn in FY-2020 due to better price trajectory across the product range and higher sales volumes. Q4-2021 results also improved significantly with better selling prices, partially offset by lesser sales volumes.

In the Telecom sector, Ooredoo's consolidated net profits declined from USD 306.7 Mn in FY-2020 to USD 12.7 Mn in FY-2021 mainly due to FX losses and impairments in Myanmar. The negative impact was partly offset by profit from the sale and leaseback of Indosat Ooredoo's tower assets. The Telco's posted a revenue growth of 4% y-o-y to USD 8.2 Bn in 2021 mainly driven by growth in its home market Qatar, Indonesia, and Tunisia. FY-2021 net profits for Vodafone Qatar stood at USD 88.8 Mn compared to USD 50.4 Mn in FY-2020 up by 76.2% y-o-y driven by 76.9% increase in Service revenues and higher

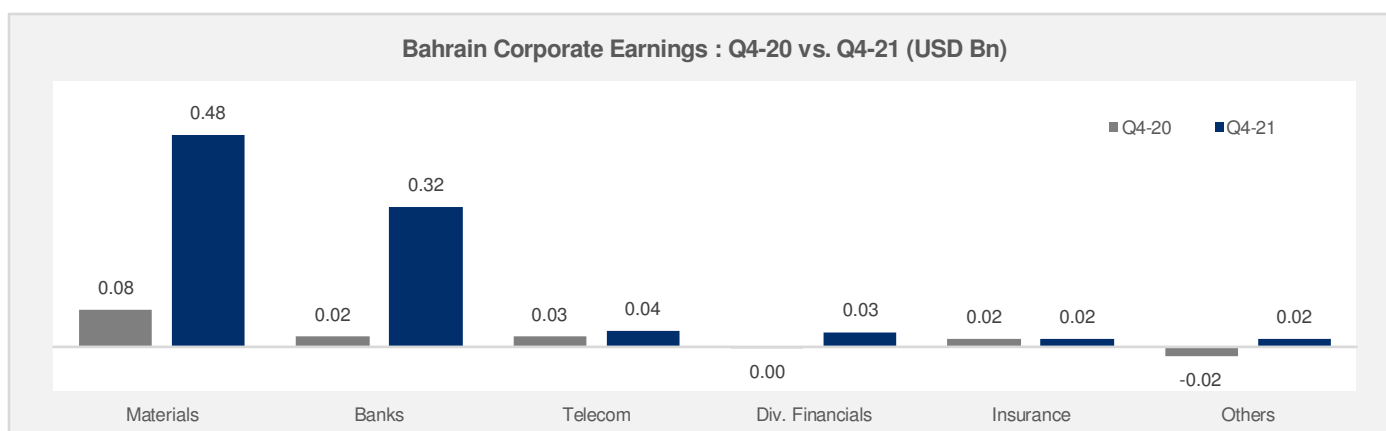
EBITDA despite the impact of COVID-19. Total Mobile customers increased by 16.3% to reach 1.9 Mn.

In the Energy sector, Qatar Fuel Co. (WOQOD) recorded a net profit of USD 264.2 Mn in Q4-2021 vs USD 192.6 Mn in Q4-2020. Woqod opened nine Sidra convenience stores, and three new petrol stations, thus increasing the number of stations operating by the end of 2021 to 111 stations. On the other hand, Nakilat registered a net profit increase of 16.2% to reach USD 367.1 Mn for FY-21 vs USD 315.9 Mn for FY-20. The increase in the net profit was driven by higher revenue and EBITDA.

The Materials sector posted a net profit of USD 843.2 Mn in FY-2021 compared to a net profit of USD 234.1 Mn driven by QAMCO and MPHC results. Notably, QAMCO posted the highest yearly and quarterly profit since incorporation, driven by growth in global aluminum prices on the back of improved macroeconomic dynamics. QAMCO recorded a net profit of USD 226.4 Mn in FY-2021 compared to net profit of USD 25.8 Mn mainly led by higher selling prices. Mesaieed Petrochemical Holding Co. in the Material sector reported a net profit of USD 504.9 Mn vs USD 144.9 Mn a year ago. FY-2021 group revenues for the company increased by 62% compared to FY-2020 supported by product prices and higher energy prices.

Bahrain

Total net profits for Bahrain-listed companies increased by 225.9% in FY-2021 to USD 2.8 Bn as compared to USD 870.2 Mn in FY-2020. All the largest five sectors by market cap registered a growth in earnings during the 2021 financial year. The Banking sector lead the way in terms of aggregate FY-2021 net profits. FY-2021 net profits in the Banking Sector jumped 102.9% to reach USD 1.23 Bn up from USD 609 Mn in FY-2020. Ahli United Bank posted the largest FY-2021 net profits among the banks with USD 607 Mn up from USD 452.2 Mn in FY-2020. AUB reported its growth was mainly supported by effective balance sheet management and overall economic improvement in Bahrain and the GCC region. Arab Banking Corp was another major contributor to the overall increase in aggregate FY-2021 net profits. ABC reported USD 100 Mn in FY-2021 net profit returning from a net loss of USD 89 Mn during FY-2020. The bank attributed its turnaround to an increase in operating income as well moving on from the impact of ECL charges and regional fraud cases which contributed to its FY-2020 net loss.



Source : Company Financials, Reuters, Bloomberg, Kamco Invest Research

The Materials Sector, which has Aluminum Bahrain as a sole constituent reported the second largest FY-2021 net profits in the Bahrain Bourse. ALBA, the world's biggest Aluminum smelter outside China, posted a record FY-2021 net profit of USD 1.2 Bn on the back of increasing aluminum prices and higher production.

In terms of quarterly performance, Q4-2021 total net profits for Bahraini listed companies soared by 584% to USD 906.4 Mn up from USD 132.5 Mn in Q4-2020 reflecting the steep full-year performance. Only one out of the 13 sectors in the bourse registered a loss in the Q4-2021. Aluminum Bahrain, the Materials Sector, contributed the largest Q4-2021 net profits posting USD 480.5 Mn up from USD 84.9 Mn in Q4-2020. The Banking and Telecom Sectors followed reporting aggregate Q4-2021 profits of USD 316.8 Mn and USD 36.8 Mn respectively.

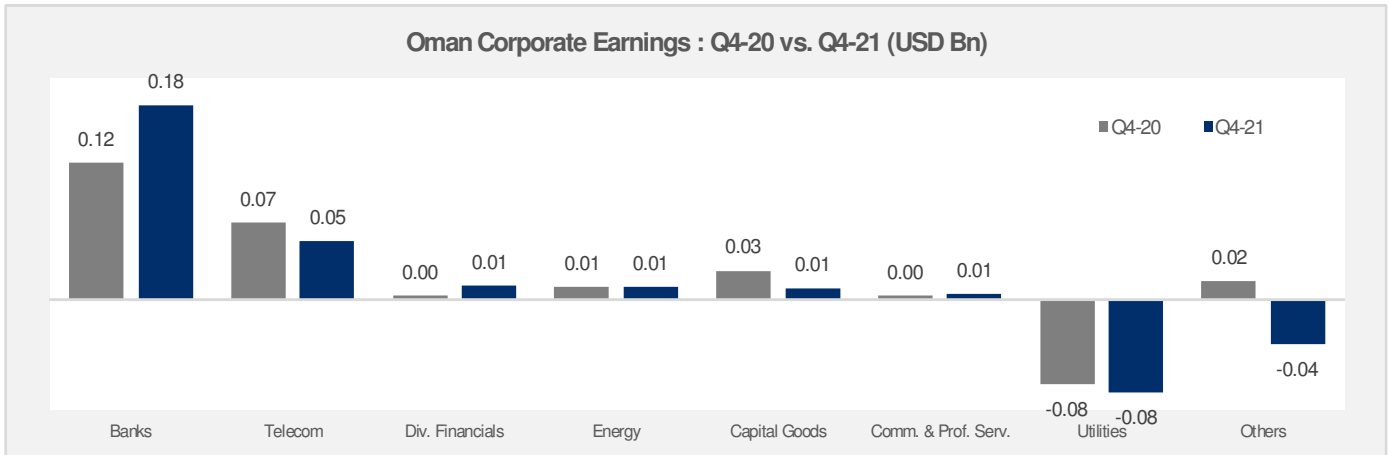
Oman

Total net profits for listed companies in Oman declined by 3.7% in FY-2021 to USD 1.39 Bn compared with USD 1.44 Bn in FY-2020 after four out of the top five sectors by absolute net profits in the exchange recorded falls in net profits during the period. However, the Banking Sector, the biggest sector in the exchange by market cap, offset some of the net profit decline of other main sectors witnessing its FY-2021 net profits increase by 28.2% to USD 861.9 Mn compared to USD 672.5 Mn in FY-2020. In comparison, the Telecom Sector registered 9.8% decline in FY-2021 aggregate earnings falling to USD 207.2 Mn while the

Diversified Financials Sector witnessed a 44% aggregate FY-2021 net profit decrease to USD 117.7 Mn.

Full-year 2021 net profits for Bank Muscat, the biggest lender by assets in MSX, rose 16% to reach USD 492.5 Mn driven mainly higher operating income and lower impairment charges. Moreover, National Bank of Oman reported 66.8% in FY-21 net profits which reached USD 78.6 Mn contributing to the overall growth of the Banking Sectors aggregate full-year net profits. Strong fee income and a decrease in net impairment combined with gross loans increase were the main drivers of NBO's performance.

In terms of quarterly performance, aggregate Q4-2021 net profits witnessed 19.8% y-o-y decline to reach down USD 145.4 Mn. Despite the Banking Sector witnessing a 42% rise in total profits which reached USD 175.9 Mn the exchange aggregate



Source : Company Financials, Reuters, Bloomberg, Kamco Invest Research

Q4-2021 net profits declined mainly due to the Utilities Sector's Q4-2021 net loss of USD 83.3 Mn. Six out of the nine companies in the Utilities Sector reported a loss during Q4-2021. Sohar Power reported the largest loss among the Utility companies registering a loss of USD 82.8 Mn as compared to a profit of USD 1.8 Mn in Q4-2020 dragging down the performance of the sector and the whole market.

Disclaimer & Important Disclosures

Kamco Invest is authorized and fully regulated by the Capital Markets Authority ("CMA, Kuwait") and partially regulated by the Central Bank of Kuwait ("CBK")

This document is provided for informational purposes only. Nothing contained in this document constitutes investment, an offer to invest, legal, tax or other advice or guidance and should be disregarded when considering or making investment decisions. In preparing this document, Kamco Invest did not take into account the investment objectives, financial situation and particular needs of any particular person. Accordingly, before acting on this document, investors should independently evaluate the investments and strategies referred to herein and make their own determination of whether it is appropriate in light of their own financial circumstances and objectives. The entire content of this document is subject to copyright with all rights reserved. This research and the information contained herein may not be reproduced, distributed or transmitted in Kuwait or in any other jurisdiction to any other person or incorporated in any way into another document or other material without our prior written consent.

Analyst Certification

Each of the analysts identified in this report, if any and where applicable, certifies, with respect to the sector, companies or securities that the individual analyses, that (1) the views expressed in this report reflect his or her personal views about all of the subject companies and securities and (2) no part of his or her compensation was, is or will be directly or indirectly dependent on the specific recommendations or views expressed in this report.

Kamco Invest Ratings

Kamco Invest research is based on the analysis of regional and country economics, industries and company fundamentals. Kamco Invest company research reflects a long-term (12-month) target price for a company or stock. The ratings bands are:

- * **Outperform:** Target Price represents expected returns $\geq 10\%$ in the next 12 months
- * **Neutral:** Target Price represents expected returns between -10% and $+10\%$ in the next 12 months
- * **Underperform:** Target Price represents an expected return of $< -10\%$ in the next 12 months

In certain circumstances, ratings may differ from those implied by a fair value target using the criteria above. Kamco Invest policy is to maintain up-to-date fair value targets on the companies under its coverage, reflecting any material changes to the analyst's outlook on a company. Share price volatility may cause a stock to move outside the rating range implied by Kamco Invest's fair value target. Analysts may not necessarily change their ratings if this happens, but are expected to disclose the rationale behind their view to Kamco Invest clients.

Any terms and conditions proposed by you which are in addition to or which conflict with this Disclaimer are expressly rejected by Kamco Invest and shall be of no force or effect. The information contained in this document is based on current trade, statistical and other public information we consider reliable. We do not represent or warrant that such information is fair, accurate or complete and it should not be relied upon as such. Kamco Invest has no obligation to update, modify or amend this document or to otherwise notify a recipient thereof in the event that any opinion, forecast or estimate set forth herein, changes or subsequently becomes inaccurate. The publication is provided for informational uses only and is not intended for trading purposes. The information on publications does not give rise to any legally binding obligation and/or agreement, including without limitation any obligation to update such information. You shall be responsible for conducting your own investigation and analysis of the information contained or referred to in this document and of evaluating the merits and risks involved in the securities forming the subject matter of this or other such document. Moreover, the provision of certain data/information in the publication may be subject to the terms and conditions of other agreements to which Kamco Invest is a party.

Nothing in this document should be construed as a solicitation or offer, or recommendation, to acquire or dispose of any investment or to engage in any other transaction, or to provide any investment advice or service. This document is directed at Professional Clients and not Retail Clients within the meaning of CMA rules. Any other persons in receipt of this document must not rely upon or otherwise act upon it. Entities and individuals into whose possession this document comes are required to inform themselves about, and observe such restrictions and should not rely upon or otherwise act upon this document where it is unlawful to make to such person such an offer or invitation or recommendation without compliance with any authorization, registration or other legal requirements.

Kamco Investment Company (DIFC) Limited ("Kamco Invest DIFC") is regulated by the Dubai Financial Services Authority (DFSA). Kamco Invest DIFC may only undertake the financial services activities that fall within the scope of its existing DFSA licence. This document is intended for Professional Clients or Market Counterparties only as defined by the DFSA, and no other person should act upon it.

This document may not be distributed in Saudi Arabia except to such persons as are permitted under the Offers of Securities Regulations issued by the Capital Market Authority. The Capital Market Authority does not make any representation as to the accuracy or completeness of this document, and expressly disclaims any liability whatsoever for any loss arising from, or incurred in reliance upon, any part of this document. The recipients of this document hereby should conduct their own due diligence on the accuracy of the information relating to the contents of this document. If you do not understand the contents of this document you should consult an authorized financial advisor.

Risk Warnings

Any prices, valuations or forecasts are indicative and are not intended to predict actual results, which may differ substantially from those reflected. The value of an investment may go up as well as down. The value of and income from any investment may fluctuate from day to day as a result of changes in relevant economic markets (including, without limitation, foreseeable or unforeseeable changes in interest rates, foreign exchange rates, default rates, prepayment rates, political or financial conditions, etc.).

Past performance is not indicative of future results. Any opinions, estimates, valuations or projections (target prices and ratings in particular) are inherently imprecise and a matter of judgment. They are statements of opinion and not of fact, based on current expectations, estimates and projections, and rely on beliefs and assumptions. Actual outcomes and returns may differ materially from what is expressed or forecasted. There are no guarantees of future performance. Certain transactions, including those involving futures, options, and other derivatives, give rise to substantial risk and are not suitable for all investors. This document does not propose to identify or to suggest all of the risks (direct or indirect) which may be associated with the investments and strategies referred to herein.

Conflict of Interest

Kamco Invest and its affiliates provide full investment banking services, and they and their directors, officers and employees, may take positions which conflict with the views expressed in this document. Salespeople, traders, and other professionals of Kamco Invest may provide oral or written market commentary or trading strategies to our clients and our proprietary trading desks that reflect opinions that are contrary to the opinions expressed in this document. Our asset management area, our proprietary trading desks and investing businesses may make investment decisions that are inconsistent with the recommendations or views expressed in this document. Kamco Invest may have or seek investment banking or other business relationships for which it will receive compensation from the companies that are the subject of this document. Facts and views presented in this document have not been reviewed by, and may not reflect information known to, professionals in other Kamco Invest business areas, including investment banking personnel. United Gulf Bank, Bahrain owns majority of Kamco Invest's shareholding and this ownership may create, or may create the appearance of, conflicts of interest.

No Liability & Warranty

Kamco Invest makes neither implied nor expressed representations or warranties and, to the fullest extent permitted by applicable law, we hereby expressly disclaim any and all express, implied and statutory representations and warranties of any kind, including, without limitation, any warranty as to accuracy, timeliness, completeness, and fitness for a particular purpose and/or non-infringement. Kamco Invest will accept no liability in any event including (without limitation) your reliance on the information contained in this document, any negligence for any damages or loss of any kind, including (without limitation) direct, indirect, incidental, special or consequential damages, expenses or losses arising out of, or in connection with your use or inability to use this document, or in connection with any error, omission, defect, computer virus or system failure, or loss of any profit, goodwill or reputation, even if expressly advised of the possibility of such loss or damages, arising out of or in connection with your use of this document. We do not exclude our duties or liabilities under binding applicable law.

KAMCO INVEST

Kamco Investment Company - K.S.C. (Public)

Al-Shaheed Tower, Khalid Bin Al-Waleed Street- Sharq

P.O. BOX : 28873, Safat 13149, State of Kuwait

Tel: (+965) 2233 6600 Fax: (+965) 2249 2395

Email : research@kamcoinvest.com

Website : www.kamcoinvest.com