

### Jordan: Amman Stock Exchange

Market closed at 1,880.92 points down -0.01%, trading a volume of 12.1 million shares valued at 11.1 million JD.

### ASE General Free Float Index



© TickerChart.com

### Top Gainers

(By Price)		Close	% Change	Volume
1	IEAI	0.09	12.50%	42,930
2	ARAS	0.42	5.00%	51,750
3	PEDC	4.86	4.97%	2,756
4	PRES	4.65	4.97%	2,319
5	INOH	0.88	4.76%	5,020

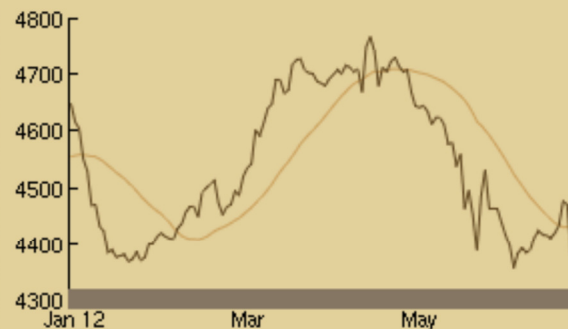
### Top Losers

(By Price)		Close	% Change	Volume
1	DKHS	0.21	-8.70%	637,648
2	FRST	0.12	-7.69%	606,448
3	JNCC	0.15	-6.25%	3,674
4	JOIN	1.98	-4.81%	315
5	INMA	0.62	-4.62%	1,691,061

### Sector Summary

		Close	%Change
GENERAL	↓	1,881	-0.01%
FINANCIAL	↓	2,323	-0.16%
SERVICES	↓	1,561	-0.12%
INDUSTRY	↑	2,050	0.45%

### ASE General Weighted Index



© TickerChart.com

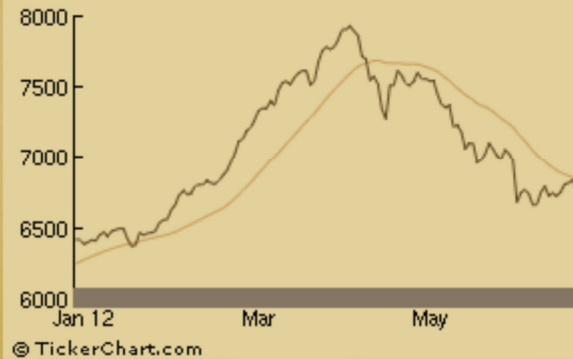
### Most Active

(By Price)		Close	% Change	Volume	Amount
1	UBSI	1.53	-3.77%	2,074,550	3,378,885
2	INMA	0.62	-4.62%	1,691,061	1,076,386
3	JNTH	1.05	0.96%	1,024,946	1,076,291
4	SPIC	0.37	0.00%	1,006,732	377,867
5	DKHS	0.21	-8.70%	637,648	133,906

### Saudi Stock Exchange (Tadawul)

Market closed at 6,683.34 points down -0.92%, trading a volume of 302.8 million shares valued at 5,928.8 million SAR.

### TASI General Index



### Top Gainers

(By Price)		Close	% Change	Volume
1	Enaya	67.00	9.84%	4,959,067
2	Saudi Export	45.00	5.14%	1,688,988
3	Al Sagr Ins	27.60	4.55%	2,738,164
4	Al Mutakamela	24.95	2.67%	17,718,372
5	Bupa Arabia	23.80	2.59%	967,498

### Top Losers

(By Price)		Close	% Change	Volume
1	NAMA	14.55	-9.91%	37,130,539
2	Alinma Tokio M	71.00	-8.39%	5,109,613
3	Weqaya Takaful	30.00	-7.41%	659,587
4	SABB Takaful	29.00	-7.35%	1,282,072
5	SANAD	21.30	-6.58%	762,614

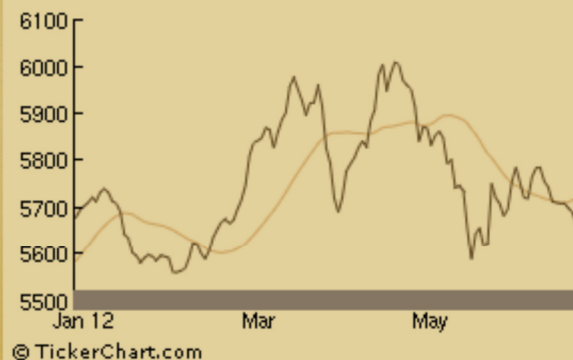
### Most Active

(By Price)		Close	% Change	Volume	Amount
1	ZAIN KSA	7.90	-6.51%	78,380,279	655,834,193
2	NAMA	14.55	-9.91%	37,130,539	560,065,463

### Oman: Muscut Securities Market

Market closed at 5,662.91 points up 0.12%, trading a volume of 7.7 million shares valued at 1.6 million OMR.

### MSM 30 General Index



### Top Gainers

(By Price)		Close	% Change	Volume
1	OFCI	0.10	2.97%	463,000
2	AACT	0.37	1.10%	50,000
3	BKNZ	0.10	0.99%	3,599,086
4	SOMS	2.53	0.88%	5,446
5	HBMO	0.24	0.84%	249,248

### Top Losers

(By Price)		Close	% Change	Volume
1	ONIC	0.23	-2.97%	254,667
2	DBIH	0.03	-2.94%	62,320
3	AAIT	0.11	-2.63%	98,202
4	NAPI	0.22	-1.82%	6,717
5	TGII	0.08	-1.30%	226,776

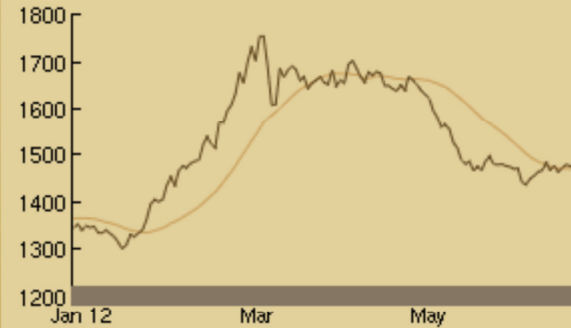
### Most Active

(By Price)		Close	% Change	Volume	Amount
1	BKNZ	0.10	0.99%	3,599,086	367,167
2	BKMB	0.57	-0.18%	493,039	279,438

**UAE: Dubai Financial Market**

Market closed at 1,456.32 points down -0.30%, trading a volume of 43.7 million shares valued at 55.9 million AED.

**DFM General Index**



© TickerChart.com

**Top Gainers**

(By Price)		Close	% Change	Volume
1	DFM	0.96	1.48%	3,006,080
2	AIRARABIA	0.59	1.03%	2,289,866
3	TAMWEEL	1.17	0.86%	1,392,527
4	UPP	0.38	0.52%	3,112,542

**Top Losers**

(By Price)		Close	% Change	Volume
1	EKTTITAB	0.84	-8.70%	667,961
2	TAKAFUL-EM	0.52	-5.28%	169,059
3	DRC	11.40	-5.00%	5,724
4	ALMADINA	0.70	-3.99%	25,000
5	HITSTELEC	0.92	-2.65%	2,680,350

**Most Active**

(By Price)		Close	% Change	Volume	Amount
1	EMAAR	2.87	0.00%	7,447,201	21,305,914
2	GFH	0.48	-1.02%	4,595,903	2,209,294

**UAE: Abu Dhabi Securities Exchange**

Market closed at 2,487.71 points up 0.28%, trading a volume of 26.8 million shares valued at 45.2 million AED.

**ADSM General Index**



© TickerChart.com

**Top Gainers**

(By Price)		Close	% Change	Volume
1	GCIC	0.29	7.41%	5,000
2	OEIHC	0.74	7.25%	72,000
3	WATANIA	1.07	3.88%	1,500
4	ADSB	1.08	3.85%	25,000
5	RAKPROP	0.34	3.03%	200,000

**Top Losers**

(By Price)		Close	% Change	Volume
1	ESHRAQ	0.31	-3.13%	143,000
2	ARKAN	0.78	-1.27%	272,300
3	SIB	0.84	-1.18%	28,000
4	SOROUH	1.03	-0.96%	5,083,045
5	ALDAR	1.13	-0.88%	6,227,427

**Most Active**

(By Price)		Close	% Change	Volume	Amount
1	DANA	0.38	2.70%	8,432,894	3,193,420
2	ALDAR	1.13	-0.88%	6,227,427	7,044,907

### Kuwait Securities Market

Market closed at 5,791.02 points down -0.74%, trading a volume of 216.0 million shares valued at 15.3 million KD.

### KSE General Index



© TickerChart.com

### Top Gainers

(By Price)		Close	% Change	Volume
1	KFOUC	0.30	9.09%	29,300
2	FLEX	0.08	6.41%	180
3	SAFTEC	0.07	6.35%	216,654
4	MASSALEH	0.09	6.02%	90,000
5	CITYGROUP	0.57	5.56%	6,460

### Top Losers

(By Price)		Close	% Change	Volume
1	GYPSUM	0.14	-12.50%	1
2	ADNC	0.03	-8.93%	5,237,900
3	ALSAFWA	0.02	-8.33%	53,900,487
4	STRATEGIA	0.06	-8.06%	10,752
5	MANAZEL	0.02	-7.84%	24,027,022

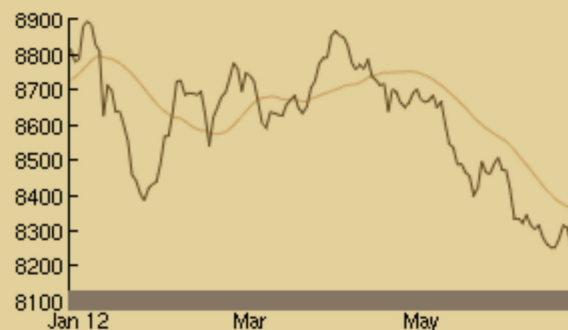
### Most Active

(By Price)		Close	% Change	Volume	Amount
1	ALSAFWA	0.02	-8.33%	53,900,487	861,587
2	MANAZEL	0.02	-7.84%	24,027,022	566,119

### Qatar: Doha Securities Market

Market closed at 8,228.52 points down -0.02%, trading a volume of 3.7 million shares valued at 161.0 million QR.

### DSM General Index



© TickerChart.com

### Top Gainers

(By Price)		Close	% Change	Volume
1	AKHI	42.30	2.42%	49,358
2	MERS	168.90	1.38%	7,130
3	GWCS	42.50	0.71%	412,381
4	QMLS	45.30	0.67%	32,111
5	DHBK	54.60	0.55%	65,148

### Top Losers

(By Price)		Close	% Change	Volume
1	KHCD	25.00	-1.96%	290,059
2	DBIS	41.00	-1.91%	9,961
3	QGMD	12.20	-0.97%	117,281
4	QNNS	60.10	-0.83%	22,414
5	CBQK	68.60	-0.58%	125,357

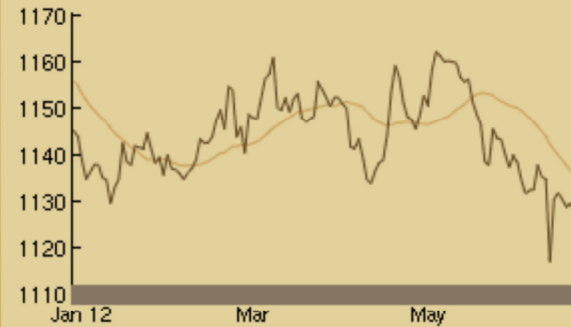
### Most Active

(By Price)		Close	% Change	Volume	Amount
1	QIBK	76.20	-0.26%	747,948	57,194,086
2	GWCS	42.50	0.71%	412,381	17,565,895

**Bahrain Stock Exchange**

Market closed at 1,124.50 points up 0.04%, trading a volume of 3.8 million shares valued at 1.3 million BD.

**BSE General Index**



**Top Gainers**

(By Price)		Close	% Change	Volume
1	BATELCO	0.46	0.88%	957,084

**Top Losers**

(By Price)		Close	% Change	Volume
1	BANADER	0.06	-9.09%	325,214
2	BASREC	2.25	-5.46%	6,525
3	AHLIA	0.31	-1.26%	749,480

**Most Active**

(By Price)		Close	% Change	Volume	Amount
1	BATELCO	0.46	0.88%	957,084	436,430
2	ESTERAD	0.15	0.00%	792,726	114,945

**Palestine Securities Exchange**

Market closed at 442.76 points down -0.49%, trading a volume of 0.3 million shares valued at 0.4 million USD.

**PSE General Index**



**Top Gainers**

(By Price)		Close	% Change	Volume
1	PIIC	1.35	4.65%	350
2	ABRAJ	1.08	2.86%	464
3	GMC	0.77	1.32%	30

**Top Losers**

(By Price)		Close	% Change	Volume
1	AZIZA	1.90	-5.00%	100
2	VOIC	3.61	-5.00%	300
3	BPC	2.53	-4.53%	1,337
4	AIB	0.69	-4.17%	3,000
5	APC	3.15	-3.08%	200

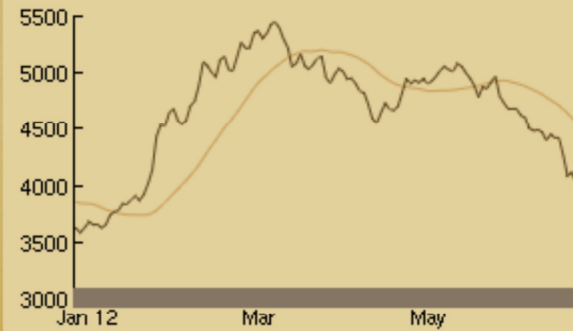
**Most Active**

(By Price)		Close	% Change	Volume	Amount
1	AIG	0.24	0.00%	114,414	26,457
2	PADICO	0.94	-1.05%	48,226	45,530

### Egypt: Cairo & Alexandria Stock Exchange

Market closed at 4,482.48 points up 7.59%, trading a volume of 144.1 million shares valued at 435.9 million LE.

### CASE 30 General Index



© TickerChart.com

### Top Gainers

(By Price)		Close	% Change	Volume
1	KWIN	4.18	10.00%	1,000
2	EGTS	0.99	10.00%	4,485,873
3	WKOL	27.75	9.99%	100
4	COSG	16.85	9.99%	500
5	AREHA	35.03	9.92%	3,079

### Top Losers

(By Price)		Close	% Change	Volume
1	AIUR	33.00	-4.62%	155
2	MEDU	27.24	-2.96%	450
3	SCTS	13.10	-1.13%	5,100
4	MOIN	14.30	-0.69%	767
5	GRCA	6.19	-0.64%	6,267

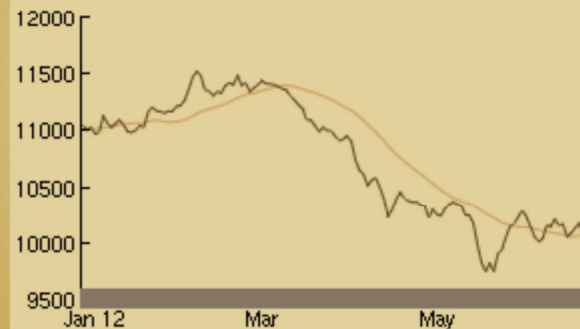
### Most Active

(By Price)		Close	% Change	Volume	Amount
1	OTMT	1.42	5.19%	87,649,705	124,316,704
2	ORTE	2.98	8.36%	11,069,057	32,996,470

### Morocco: Casablanca Stock Exchange

Market closed at 9,956.55 points down -0.78%, trading a volume of 0.2 million shares valued at 35.9 million MAD.

### Casablanca General Index



© TickerChart.com

### Top Gainers

(By Price)		Close	% Change	Volume
1	DWAY	234.35	5.99%	32
2	CNIA	1,183.00	5.44%	2,776
3	PDT	31.80	4.88%	415
4	S2M	226.00	2.26%	1,258
5	LAC	1,500.00	2.04%	2,072

### Top Losers

(By Price)		Close	% Change	Volume
1	SLF	470.00	-12.64%	5
2	SNP	157.05	-8.72%	3,668
3	HPS	327.00	-5.76%	41
4	GAZ	1,612.00	-5.01%	40
5	CIH	219.00	-4.37%	1,087

### Most Active

(By Price)		Close	% Change	Volume	Amount
1	BCP	202.30	0.15%	65,365	13,210,791
2	ADH	66.50	-2.89%	44,978	2,996,919

### Tunisia: Bourse de Tunis

Market closed at 5,010.53 points down -0.18%, trading a volume of 0.4 million shares valued at 2.9 million TND.

### Tunisia General Index



© TickerChart.com

### Top Gainers

(By Price)		Close	% Change	Volume
1	TINV	9.40	4.33%	143
2	SIPHA	13.60	2.95%	28
3	HEXABYTE	8.16	2.38%	1,016
4	BH	17.90	2.29%	26
5	SITS	3.60	2.27%	23,859

### Top Losers

(By Price)		Close	% Change	Volume
1	TPR	6.21	-8.68%	7,141
2	GIF	8.67	-3.99%	46,676
3	SOMOC	2.68	-2.90%	78,298
4	SALIM	28.62	-2.65%	100
5	LSTR	21.95	-2.31%	6,502

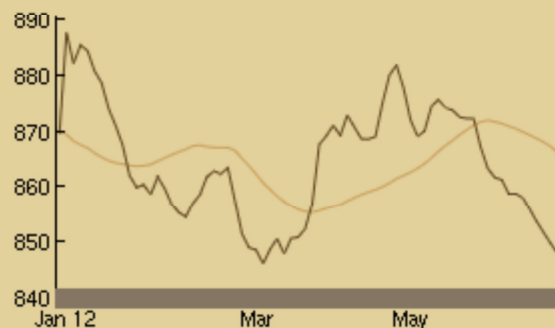
### Most Active

(By Price)		Close	% Change	Volume	Amount
1	SOMOC	2.68	-2.90%	78,298	209,438
2	GIF	8.67	-3.99%	46,676	403,777

### Damascus Securities Exchange

Market closed at 845.14 points down -0.30%, trading a volume of 27,857 shares valued at 11.3 million SYP.

### DSE General Index



© TickerChart.com

### Top Gainers

(By Price)		Close	% Change	Volume
------------	--	-------	----------	--------

### Top Losers

(By Price)		Close	% Change	Volume
1	BBS	89.75	-80.17%	2,270
2	BBSF	759.00	-1.97%	527
3	SGB	77.25	-0.96%	4,375
4	BOJS	84.75	-0.76%	2,100

### Most Active

(By Price)		Close	% Change	Volume	Amount
1	SAIC	560.00	0.00%	18,000	10,080,000
2	SGB	77.25	-0.96%	4,375	337,969

**Beirut Stock Exchange Top Gainers**

(By Price)		Close	% Change	Volume

**Beirut Stock Exchange Top Losers**

(By Price)		Close	% Change	Volume
1	BEMO	1.99	-4.78%	212,700
2	BYB	1.48	-1.33%	5,000

**Beirut Stock Exchange Most Active**

(By Price)		Close	% Change	Volume	Amount
1	AUDI	5.73	0.00%	1,473,340	8,364,858
2	BEMO	1.99	-4.78%	212,700	423,273

**NASDAQ Dubai Market**

(By Price)		Close	% Change	Volume	Amount
1	DPW	10.36	-1.33%	58,750	605,889
2	DEPA	0.40	-6.34%	148,500	54,400

## **DISCLAIMER**

Awraq Investments and its affiliates obtain information from sources they believe to be reliable, but do not warrant its accuracy or fitness for a particular purpose, and disclaim for themselves and their information providers all liability arising from the use.

The Information in this publication is provided in good faith for informational purposes only. The information provided is not offered as tax, legal, or investment advice, or an offer to buy or sell securities or otherwise. The information provided in this publication may be displayed and printed for your personal, non-commercial use only. You may not reproduce, re-transmit, distribute, disseminate, sell, publish, broadcast, or circulate the information in any form or media to anyone, without the expressed written consent of Awraq Investments.

Awraq Investments is not liable for any loss resulting from any action taken or reliance made by any person on any information or material posted by it. You should make your own inquiries and seek independent advice from relevant industry professionals before acting or relying on any information or material made available to you in this publication.

You rely on this information at your own risk.