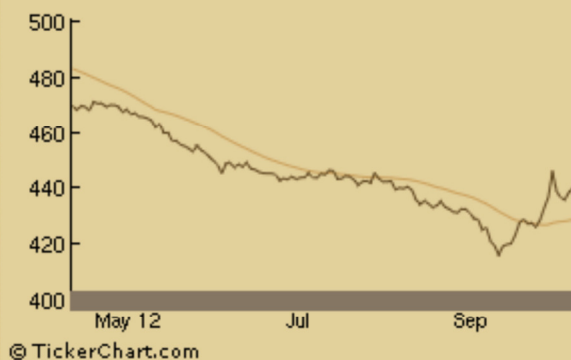


Palestine Securities Exchange

Market closed at 442.50 points up 0.04%, trading a volume of 0.3 million shares valued at 0.6 million USD.

PSE General Index



Top Gainers

(By Price)		Close	% Change	Volume
1	PALTEL	4.80	0.21%	16,955

Top Losers

(By Price)		Close	% Change	Volume
1	GUI	1.17	-4.88%	5,500
2	WASSEL	0.80	-4.76%	156
3	PCB	0.70	-4.11%	1,000
4	AIB	0.79	-2.47%	108,000
5	ARAB	0.65	-1.52%	600

Most Active

(By Price)		Close	% Change	Volume	Amount
1	BOP	2.60	0.00%	138,476	359,851
2	AIB	0.79	-2.47%	108,000	83,232

Saudi Stock Exchange (Tadawul)

Market closed at 6,790.20 points down -0.25%, trading a volume of 141.5 million shares valued at 4,239.7 million SAR.

TASI General Index



Top Gainers

(By Price)		Close	% Change	Volume
1	Gulf Union	29.90	9.93%	6,818,072
2	Arabian Shield	48.30	8.54%	4,396,058
3	ACE	162.75	7.78%	252,648
4	Tihamah	89.75	7.49%	185,185
5	ACIG	41.20	6.74%	6,434,320

Top Losers

(By Price)		Close	% Change	Volume
1	Amana Insurance	204.00	-7.69%	418,801
2	Al Sorayai Group	31.60	-4.24%	1,378,295
3	Tabuk Agriculture	31.00	-3.73%	725,273
4	AlAbdullatif	28.50	-3.06%	549,229
5	Saudi Export	56.25	-3.02%	2,163,550

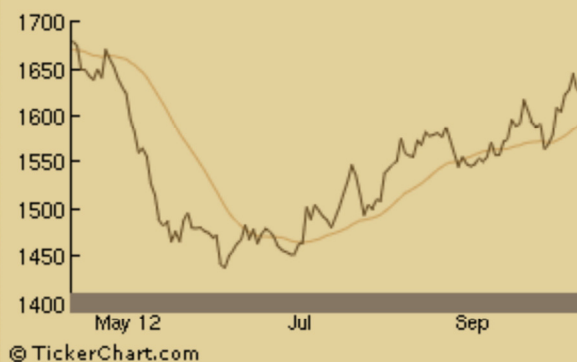
Most Active

(By Price)		Close	% Change	Volume	Amount
1	Al Inma Bank	13.05	0.38%	16,762,419	218,285,828
2	Dar Al Arkan	8.75	-0.57%	11,082,151	97,101,536

UAE: Dubai Financial Market

Market closed at 1,628.39 points up 0.08%, trading a volume of 132.7 million shares valued at 134.6 million AED.

DFM General Index



Top Gainers

(By Price)		Close	% Change	Volume
1	EKTTITAB	1.10	3.77%	1,188,762
2	GGICO	0.39	2.63%	205,000
3	DEYAAR	0.37	1.65%	3,744,857
4	ARTC	2.52	0.80%	1,522,193
5	UPP	0.42	0.72%	6,545,564

Top Losers

(By Price)		Close	% Change	Volume
1	SHUAA	0.59	-2.15%	17,400
2	SALAM_BAH	0.40	-1.25%	16,537
3	GFH	0.48	-1.22%	14,338,694
4	ALSALAMSUDAN	1.70	-1.16%	285,000
5	HITSTELEC	0.88	-1.13%	5,131,612

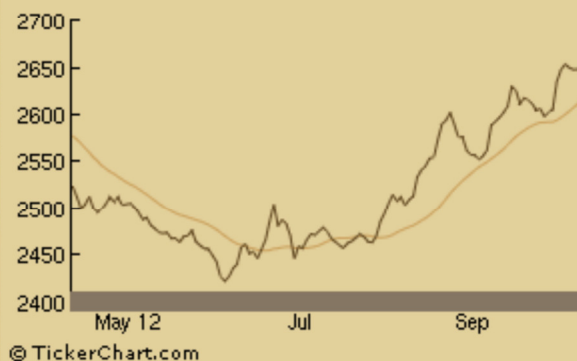
Most Active

(By Price)		Close	% Change	Volume	Amount
1	AIRARABIA	0.69	0.00%	23,155,749	16,131,960
2	DSI	0.83	0.48%	17,504,209	14,527,284

UAE: Abu Dhabi Securities Exchange

Market closed at 2,651.48 points up 0.13%, trading a volume of 37.8 million shares valued at 58.2 million AED.

ADSM General Index



Top Gainers

(By Price)		Close	% Change	Volume
1	NBQ	1.95	9.55%	5,000
2	RAKWCT	1.42	9.23%	35,000
3	ADSB	1.13	7.62%	3,000
4	ARKAN	0.75	7.14%	864,139
5	WAHA	0.58	3.57%	12,741,349

Top Losers

(By Price)		Close	% Change	Volume
1	ALAIN	35.10	-10.00%	300
2	GMPC	1.35	-9.40%	32,000
3	BILDCO	0.60	-4.76%	116,999
4	GCIC	0.30	-3.23%	54,400
5	ESHRAQ	0.32	-3.03%	409,701

Most Active

(By Price)		Close	% Change	Volume	Amount
1	WAHA	0.58	3.57%	12,741,349	7,367,142
2	ALDAR	1.32	-0.75%	7,290,256	9,623,661

Egypt: Cairo & Alexandria Stock Exchange

Market closed at 5,566.89 points down -0.37%, trading a volume of 115.4 million shares valued at 464.0 million LE.

CASE 30 General Index



Top Gainers

(By Price)		Close	% Change	Volume
1	SPIN	1.44	9.09%	2,817,454
2	APSW	3.12	7.96%	2,682,568
3	ACRO	22.01	7.68%	15,668
4	KABO	0.89	7.23%	6,786,327
5	MOSC	13.78	5.43%	5,115

Top Losers

(By Price)		Close	% Change	Volume
1	SIMO	9.31	-4.51%	1,360
2	EIUD	11.43	-4.35%	339,118
3	NHPS	28.02	-4.27%	2,290
4	HDBK	13.47	-3.23%	50,025
5	KZPC	31.45	-3.08%	4,495

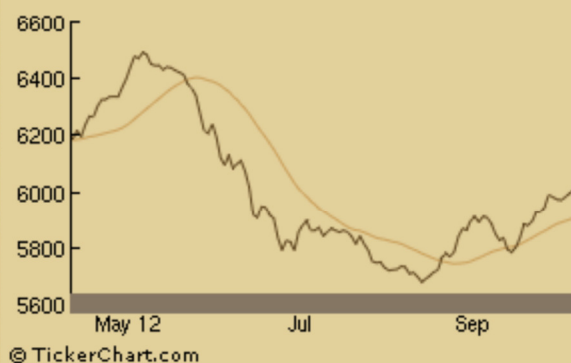
Most Active

(By Price)		Close	% Change	Volume	Amount
1	OTMT	0.53	1.92%	34,799,359	18,279,550
2	PHDC	2.59	-0.38%	16,290,210	42,124,739

Kuwait Securities Market

Market closed at 5,993.19 points down -0.02%, trading a volume of 557.5 million shares valued at 45.6 million KD.

KSE General Index



Top Gainers

(By Price)		Close	% Change	Volume
1	ALAMAN	0.06	9.62%	3,921,622
2	KOUTFOOD	0.63	8.62%	1
3	KAMCO	0.13	8.62%	50
4	ATC	0.66	8.20%	900
5	ARIG	0.10	7.69%	1,127

Top Losers

(By Price)		Close	% Change	Volume
1	SECH	0.10	-44.12%	203,000
2	KBT	0.02	-11.11%	10,015,320
3	SAFRE	0.02	-10.00%	5,336,740
4	CABLETV	0.03	-9.09%	199,935
5	IFAHR	0.29	-7.94%	3,000

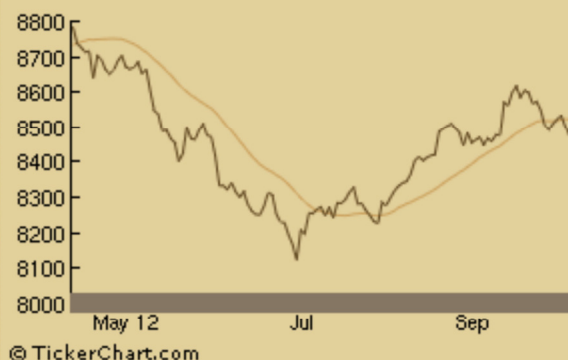
Most Active

(By Price)		Close	% Change	Volume	Amount
1	ITHMR	0.06	1.85%	59,574,580	3,314,763
2	INVESTORS	0.02	-7.69%	54,009,428	1,006,982

Qatar: Doha Securities Market

Market closed at 8,482.09 points up 0.00%, trading a volume of 4.2 million shares valued at 170.1 million QR.

DSM General Index



Top Gainers

(By Price)		Close	% Change	Volume
1	MCGS	41.50	4.80%	574,655
2	DOHI	32.00	3.23%	10,836
3	NLCS	45.90	2.00%	289,664
4	ZHCD	59.00	1.37%	13,757
5	UDCD	18.18	0.66%	147,146

Top Losers

(By Price)		Close	% Change	Volume
1	IHGS	39.05	-3.34%	564,497
2	GWCS	42.50	-2.07%	350,080
3	QIMD	54.40	-1.98%	150
4	QMLS	75.20	-1.05%	101,433
5	MCCS	99.00	-1.00%	3,022

Most Active

(By Price)		Close	% Change	Volume	Amount
1	MCGS	41.50	4.80%	574,655	23,701,764
2	IHGS	39.05	-3.34%	564,497	22,836,192

Oman: Muscat Securities Market

Market closed at 5,663.39 points up 0.02%, trading a volume of 7.3 million shares valued at 1.9 million OMR.

MSM 30 General Index



Top Gainers

(By Price)		Close	% Change	Volume
1	DCF1	0.18	6.47%	1,056,666
2	SPFI	0.51	3.25%	68,070
3	OOMS	1.90	2.31%	5,500
4	GICI	0.16	1.91%	610,243
5	SHPS	1.53	1.60%	832

Top Losers

(By Price)		Close	% Change	Volume
1	APBS	0.40	-5.41%	532,550
2	NMWI	0.05	-4.17%	40,000
3	CMII	0.06	-1.69%	287,960
4	DBIH	0.06	-1.69%	30,000
5	VOES	0.32	-1.53%	8,082

Most Active

(By Price)		Close	% Change	Volume	Amount
1	DCF1	0.18	6.47%	1,056,666	191,474
2	OIFC	0.19	1.08%	807,913	151,795

DISCLAIMER

Awraq Investments and its affiliates obtain information from sources they believe to be reliable, but do not warrant its accuracy or fitness for a particular purpose, and disclaim for themselves and their information providers all liability arising from the use.

The Information in this publication is provided in good faith for informational purposes only. The information provided is not offered as tax, legal, or investment advice, or an offer to buy or sell securities or otherwise. The information provided in this publication may be displayed and printed for your personal, non-commercial use only. You may not reproduce, re-transmit, distribute, disseminate, sell, publish, broadcast, or circulate the information in any form or media to anyone, without the expressed written consent of Awraq Investments.

Awraq Investments is not liable for any loss resulting from any action taken or reliance made by any person on any information or material posted by it. You should make your own inquiries and seek independent advice from relevant industry professionals before acting or relying on any information or material made available to you in this publication.

You rely on this information at your own risk.