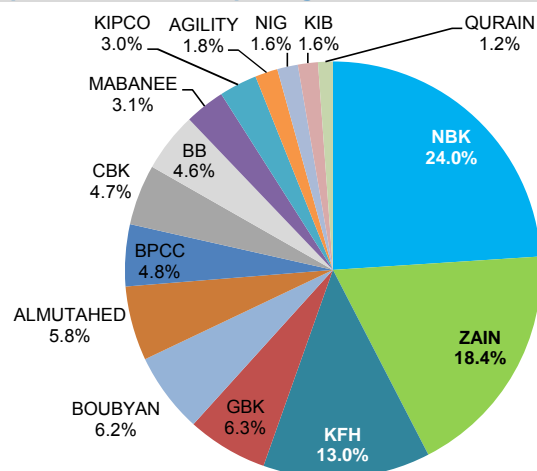


KUWAIT 15 INDEX Daily Bulletin

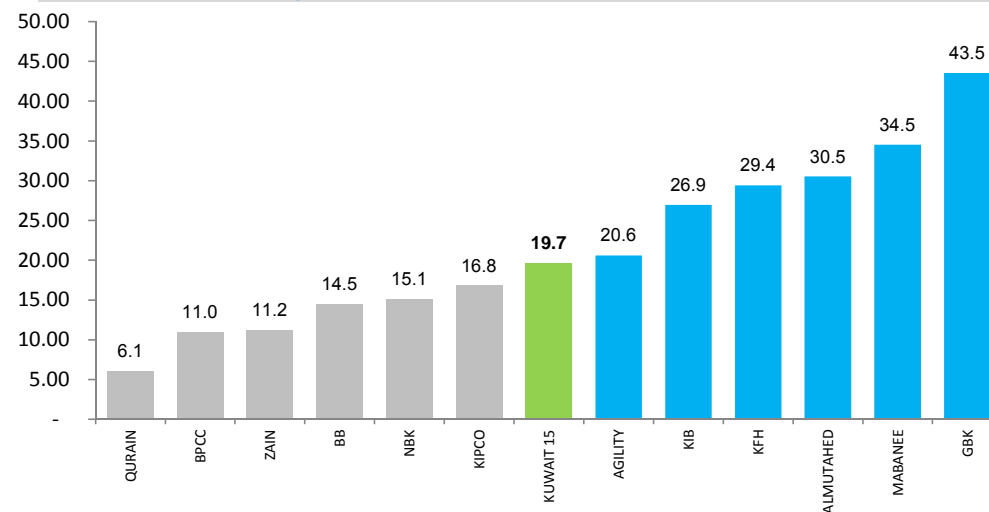
13-Nov-12

Index Constituents	Closing Price		Market Capitalization			Valuation Multiples				ROE	YTD-12 Return	YTD-12 Trading Indicators	
	KWD	Chg. (KWD)	KWD Mln	Weight in Kuwait 15	Weight in KSE	P/E (X)	P/B (X)	Yield	Beta			Turnover (Mln Shrs)	Value (KWD Mln)
= National Bank of Kuwait	0.960	0.000	4,179	24.0%	14.7%	15.1	1.82	3.8%	1.49	12.0%	(14.3%)	341	350
▼ ZAIN	0.750	(0.010)	3,210	18.4%	11.3%	11.2	1.99	7.9%	1.59	17.8%	(16.7%)	393	302
▲ Kuwait Finance House	0.780	0.010	2,265	13.0%	8.0%	29.4	1.76	1.7%	1.48	6.0%	(13.3%)	283	217
= Gulf Bank	0.415	0.000	1,093	6.3%	3.9%	43.5	2.48	0.0%	0.88	5.7%	(18.6%)	178	76
= Boubyan Bank	0.620	0.000	1,084	6.2%	3.8%	NM	4.34	0.0%	1.49	3.5%	5.1%	122	72
= United Ahli Bank	0.850	0.000	1,006	5.8%	3.5%	30.5	3.61	1.5%	1.03	11.8%	7.6%	31	27
▼ Commercial Bank of Kuwait	0.660	(0.030)	840	4.8%	3.0%	NM	1.56	0.0%	0.82	NM	(16.5%)	64	45
▲ Burgan Bank	0.530	0.010	819	4.7%	2.9%	14.5	1.76	1.7%	1.34	12.2%	11.6%	164	75
▲ Mabanee Co.	1.260	0.020	806	4.6%	2.8%	34.5	4.62	0.7%	1.41	13.4%	46.5%	112	117
= Agility	0.520	0.000	544	3.1%	1.9%	20.6	0.61	5.5%	1.91	2.9%	38.7%	325	138
= Kuwait Projects Co. Holding	0.385	0.000	515	3.0%	1.8%	16.8	0.91	4.6%	1.59	5.4%	26.2%	130	45
▲ Kuwait International Bank	0.295	0.010	306	1.8%	1.1%	26.9	1.47	1.5%	1.46	5.4%	15.7%	407	106
▼ National Industries Group	0.214	(0.004)	277	1.6%	1.0%	NM	0.53	0.0%	1.99	NM	(17.7%)	654	145
= Boubyan Petrochemical Co.	0.560	0.000	272	1.6%	1.0%	11.0	1.06	7.1%	1.39	9.7%	0.0%	100	58
= Qurain Petrochemical Industries Co	0.184	0.000	202	1.2%	0.7%	6.1	0.86	8.1%	1.16	14.0%	(14.0%)	149	31
Subtotal- Kuwait 15			17,418	100%	61%	19.7	1.74	3.3%		8.8%		3,453	1,805
Remaining of the Market			10,928		39%	NM	0.97	2.6%		NM		67,689	4,355

Kuwait 15 Index Components Market Cap Weight



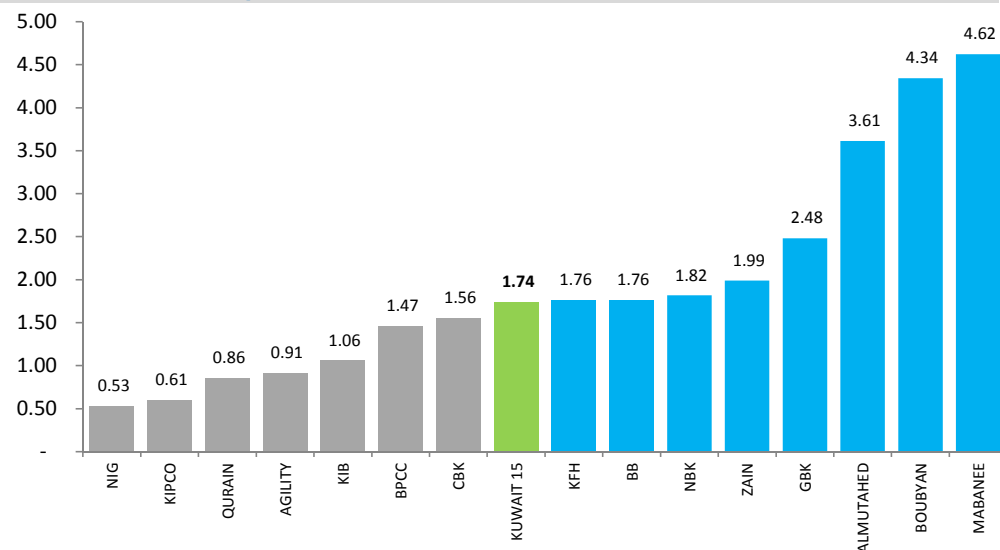
Kuwait 15 Index Components P/E



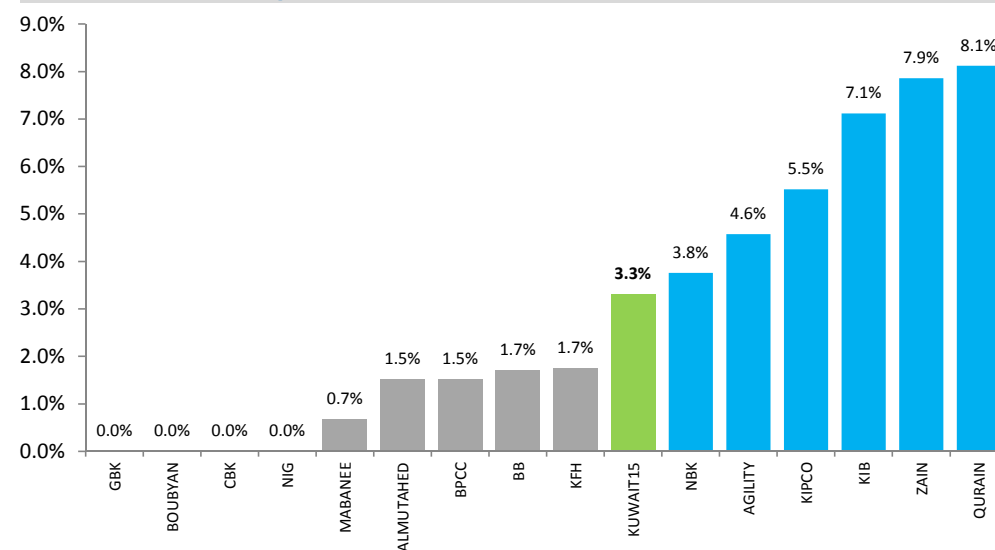
KUWAIT 15 INDEX Daily Bulletin

13-Nov-12

Kuwait 15 Index Components P/B



Kuwait 15 Index Components Dividend Yield



Disclaimer: This document and material contained herewith have been produced, compiled, and issued by KIPCO Asset Management Company KSC Closed (KAMCO). The Company has obtained the information used in this document from sources it believes to be reliable, but the issuer does not guarantee, neither its accuracy nor completeness, nor provides an independent verification of the material contained therein. KAMCO may, from time to time to the extent permitted by law, participate or invest in other financing transactions with the issuers of the securities, perform services for or solicit business from such issuer and/or have a position or effect transactions in the securities or options thereof. KAMCO may, to extent permitted by the applicable Kuwaiti law or other applicable laws and regulations, effect transactions in the securities before this material is published to recipients. The opinions and estimates expressed herein are those of the issuer and subject to change at any time without any prior notice. Accordingly, no representation or warranty, expressed or implied, is made as to and no reliance should be placed on the fairness, accuracy, completeness or correctness of the information and opinions contained in this document. KAMCO accepts no liability for any loss arising from the use of this document or its contents or otherwise arising in connection therewith. This document should not be relied upon or used in substitution for the exercise of sound judgment. KAMCO shall have no responsibility or liability whatsoever in respect of any inaccuracy in or omission from this or any other document prepared by KAMCO for, or sent by KAMCO to any entity, and any such entity shall be responsible for conducting its own scrutiny, investigation, and analysis of the information contained or referred to in this document and of evaluating the merits and risks involved in the securities forming the subject matter of this or other such document.

Opinions and estimates constitute KAMCO's judgment and are subject to change without prior notice. Past performance is not an indicator of future results. This document does not constitute an offer or invitation to subscribe for or purchase any securities, and neither this document nor anything contained herein shall form the basis of any contract or commitment whatsoever. This document is not an offer to sell or a solicitation to buy any securities. It is being furnished to the reader solely for his/her information and may not be redistributed inside Kuwait or by any jurisdiction outside Kuwait where this action is restricted by law. Entities who receive this report should make themselves aware of and adhere to any such restrictions. By accepting receipt of this report, the reader agrees to be bound by the foregoing limitations.