

Palestine Securities Exchange

Market closed at 453.75 points down -0.67%, trading a volume of 0.4 million shares valued at 0.5 million USD.

PSE General Index



Top Gainers

(By Price)		Close	% Change	Volume
1	AQARIYA	0.65	4.84%	2,570
2	PADICO	0.90	2.27%	54,735

Top Losers

(By Price)		Close	% Change	Volume
1	AIB	0.77	-4.94%	2,000
2	AIG	0.20	-4.76%	140,518
3	GCOM	0.37	-2.63%	8,500
4	NCI	0.54	-1.82%	60
5	PEC	1.28	-1.54%	9,238

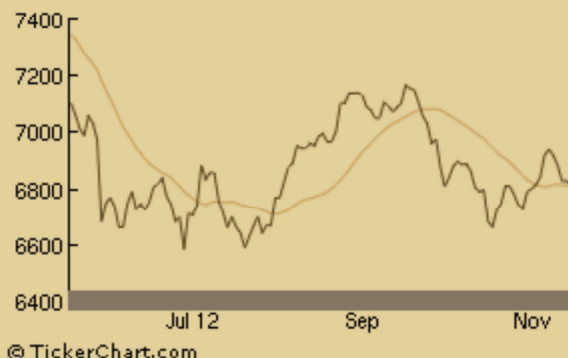
Most Active

(By Price)		Close	% Change	Volume	Amount
1	AIG	0.20	-4.76%	140,518	28,785
2	ISBK	0.95	-1.04%	57,007	53,447

Saudi Stock Exchange (Tadawul)

Market closed at 6,765.29 points down -0.40%, trading a volume of 153.8 million shares valued at 4,085.9 million SAR.

TASI General Index



Top Gainers

(By Price)		Close	% Change	Volume
1	Arabian Shield	67.50	6.30%	1,290,941
2	Buruj	61.50	3.36%	608,656
3	MESC	20.30	2.01%	809,386
4	Al Mutakamela	25.90	1.97%	4,481,665
5	Gulf Union	31.60	1.94%	1,448,096

Top Losers

(By Price)		Close	% Change	Volume
1	ACE	184.00	-5.64%	585,389
2	Enaya	52.75	-3.65%	1,685,940
3	Bupa Arabia	27.10	-3.56%	2,366,775
4	Walaa Insurance	32.30	-3.00%	2,532,040
5	Alinma Tokio M	99.25	-2.93%	1,071,501

Most Active

(By Price)		Close	% Change	Volume	Amount
1	Al Inma Bank	12.90	-1.15%	17,653,916	228,139,428
2	ZAIN KSA	8.60	1.18%	16,391,608	142,785,961

UAE: Dubai Financial Market

Market closed at 1,601.14 points down -0.97%, trading a volume of 153.2 million shares valued at 122.7 million AED.

DFM General Index



Top Gainers

(By Price)		Close	% Change	Volume
1	GULFNAV	0.27	2.28%	46,862,315
2	DIN	2.66	0.76%	4,464
3	SHUAA	0.56	0.54%	200,000
4	EMIRATESNBD	2.85	0.35%	25,884
5	GGICO	0.37	0.27%	164,000

Top Losers

(By Price)		Close	% Change	Volume
1	SALAMA	0.63	-8.71%	8,786,179
2	DSI	0.75	-5.06%	27,066,243
3	TAMWEEL	1.22	-3.94%	1,616,770
4	ALMADINA	0.66	-3.63%	428,052
5	HITSTELEC	0.75	-3.47%	944,106

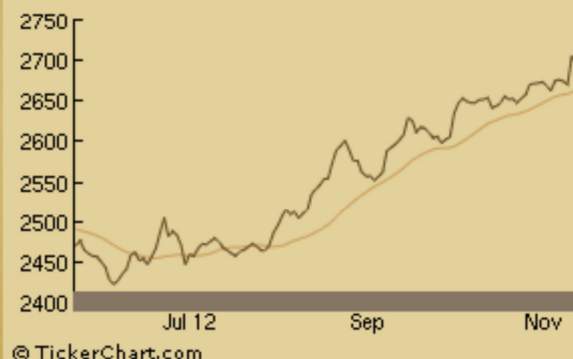
Most Active

(By Price)		Close	% Change	Volume	Amount
1	GULFNAV	0.27	2.28%	46,862,315	12,749,365
2	DSI	0.75	-5.06%	27,066,243	20,611,940

UAE: Abu Dhabi Securities Exchange

Market closed at 2,681.33 points down -0.37%, trading a volume of 59.2 million shares valued at 77.1 million AED.

ADSM General Index



Top Gainers

(By Price)		Close	% Change	Volume
1	ESHRAQ	0.44	10.00%	7,398,081
2	ADAVIATION	2.92	2.46%	210,000
3	UNB	3.00	1.01%	561,201
4	WATANIA	1.04	0.97%	100,000
5	JULPHAR	3.01	0.33%	3,000

Top Losers

(By Price)		Close	% Change	Volume
1	INVESTB	1.60	-8.57%	664
2	CBI	1.01	-2.88%	59,735
3	SUDATEL	1.04	-2.80%	152,000
4	RAKCEC	1.15	-2.54%	45,358
5	DANA	0.41	-2.38%	17,364,035

Most Active

(By Price)		Close	% Change	Volume	Amount
1	DANA	0.41	-2.38%	17,364,035	7,193,052
2	SOROUH	1.27	-1.55%	7,690,574	9,799,268

Egypt: Cairo & Alexandria Stock Exchange

Market closed at 5,478.38 points down -3.25%, trading a volume of 76.3 million shares valued at 195.5 million LE.

CASE 30 General Index



Top Gainers

(By Price)		Close	% Change	Volume
1	EALR	30.22	4.75%	15,038
2	NAHO	0.31	3.33%	1,112,045
3	AMOC	77.92	1.16%	53,025
4	BTFH	12.30	1.15%	13,023
5	EAST	96.99	1.02%	22,916

Top Losers

(By Price)		Close	% Change	Volume
1	TOUR	7.70	-9.41%	2,487
2	KWIN	6.42	-8.68%	27,192
3	MHOT	30.00	-8.51%	638
4	IRON	10.22	-7.76%	276,843
5	APPC	11.16	-7.46%	56,021

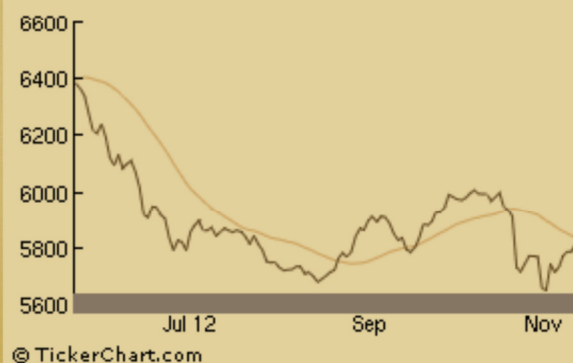
Most Active

(By Price)		Close	% Change	Volume	Amount
1	OTMT	0.58	-3.33%	33,217,497	19,224,268
2	PHDC	2.47	-5.36%	10,471,986	25,844,864

Kuwait Securities Market

Market closed at 5,769.24 points down -0.54%, trading a volume of 197.6 million shares valued at 13.6 million KD.

KSE General Index



Top Gainers

(By Price)		Close	% Change	Volume
1	IFC	0.06	8.62%	3,490,898
2	KUWAITRE	0.13	8.33%	5,000
3	SOKOUK	0.07	5.88%	7,742,613
4	MTCC	0.07	4.23%	132,696
5	KINS	0.26	4.00%	324,000

Top Losers

(By Price)		Close	% Change	Volume
1	AAYAN	0.10	-16.67%	302,418
2	AMWAL	0.05	-9.09%	20
3	ADNC	0.03	-8.20%	7,523,520
4	UGB	0.15	-7.32%	12,000
5	MANAZEL	0.03	-7.14%	28,205,983

Most Active

(By Price)		Close	% Change	Volume	Amount
1	MANAZEL	0.03	-7.14%	28,205,983	948,601
2	KBT	0.03	-1.75%	18,869,415	542,841

Qatar: Doha Securities Market

Market closed at 8,377.32 points down -0.84%, trading a volume of 3.3 million shares valued at 144.3 million QR.

DSM General Index



© TickerChart.com

Top Gainers

(By Price)		Close	% Change	Volume
1	QNCD	105.00	2.64%	2,922
2	QMLS	62.80	2.11%	326,282
3	AKHI	45.35	1.91%	1,001
4	MCGS	40.00	1.01%	3,966
5	QGMD	14.40	0.98%	22,018

Top Losers

(By Price)		Close	% Change	Volume
1	QNNS	61.70	-2.68%	27,418
2	DHBK	51.10	-2.48%	194,964
3	UDCD	17.40	-2.25%	94,796
4	ABQK	53.00	-1.85%	673
5	IHGS	37.10	-1.72%	48,782

Most Active

(By Price)		Close	% Change	Volume	Amount
1	MARK	26.25	-0.76%	707,768	18,601,029
2	QMLS	62.80	2.11%	326,282	20,507,510

Oman: Muscat Securities Market

Market closed at 5,617.55 points down -0.31%, trading a volume of 7.7 million shares valued at 2.0 million OMR.

MSM 30 General Index



© TickerChart.com

Top Gainers

(By Price)		Close	% Change	Volume
1	ATMI	0.30	2.41%	1,200,287
2	VOES	0.36	2.30%	425,450
3	AAIT	0.13	1.57%	798,500
4	OCHL	0.52	1.37%	24,000
5	OUIS	0.19	1.08%	892,760

Top Losers

(By Price)		Close	% Change	Volume
1	TGII	0.08	-2.41%	73,775
2	DBIH	0.06	-1.79%	20,000
3	BKDB	0.35	-1.69%	6,966
4	ABOB	0.16	-1.20%	483,303
5	GISI	0.08	-1.18%	530,600

Most Active

(By Price)		Close	% Change	Volume	Amount
1	ATMI	0.30	2.41%	1,200,287	356,413
2	OUIS	0.19	1.08%	892,760	166,606

DISCLAIMER

Awraq Investments and its affiliates obtain information from sources they believe to be reliable, but do not warrant its accuracy or fitness for a particular purpose, and disclaim for themselves and their information providers all liability arising from the use.

The Information in this publication is provided in good faith for informational purposes only. The information provided is not offered as tax, legal, or investment advice, or an offer to buy or sell securities or otherwise. The information provided in this publication may be displayed and printed for your personal, non-commercial use only. You may not reproduce, re-transmit, distribute, disseminate, sell, publish, broadcast, or circulate the information in any form or media to anyone, without the expressed written consent of Awraq Investments.

Awraq Investments is not liable for any loss resulting from any action taken or reliance made by any person on any information or material posted by it. You should make your own inquiries and seek independent advice from relevant industry professionals before acting or relying on any information or material made available to you in this publication.

You rely on this information at your own risk.